RIVANNA

WATER & SEWER AUTHORITY

Board of Directors Meeting

August 26, 2025

2:15pm

RIVANNA WATER & SEWER AUTHORITY
695 Moores Creek Lane | Charlottesville, Virginia 22902-9016
434.977.2970
434.293.8858
www.rivanna.org

BOARD OF DIRECTORS

Regular Meeting of the Board of Directors of the Rivanna Water & Sewer Authority

DATE: **AUGUST 26, 2025**

LOCATION: **Rivanna Administration Building (2nd Floor Conference Room), 695 Moores Creek Lane, Charlottesville, VA 22902**

TIME: **2:15 p.m.**

AGENDA

1. ***CALL TO ORDER***

2. ***AGENDA APPROVAL***

3. ***MINUTES OF PREVIOUS BOARD MEETING ON JULY 22, 2025***

4. ***RECOGNITION***

5. ***EXECUTIVE DIRECTOR'S REPORT***

6. ***ITEMS FROM THE PUBLIC***
   Matters Not Listed for Public Hearing on the Agenda

7. ***RESPONSES TO PUBLIC COMMENTS***

8. ***CONSENT AGENDA***

   a. *Staff Report on Finance*

   b. *Staff Report on Operations*

   c. *Staff Report on CIP Projects*

   d. *Staff Report on Administration and Communications*

   e. *Staff Report on Wholesale Metering*

   f. *Staff Report on Drought Monitoring*

9. OTHER BUSINESS

a. *Presentation: Reservoir, Drought and Operational Strategies Update*
   Bethany Houchens, Water Resources Coordinator

10. OTHER ITEMS FROM BOARD/STAFF NOT ON THE AGENDA

11. CLOSED MEETING

12. ADJOURNMENT

GUIDELINES FOR PUBLIC COMMENT AT RIVANNA BOARD OF DIRECTORS MEETINGS

If you wish to address the Rivanna Board of Directors during the time allocated for public comment, please raise your hand or stand when the Chairman asks for public comments.

Members of the public requesting to speak will be recognized during the specific time designated on the meeting agenda for "Items From The Public, Matters Not Listed for Public Hearing on the Agenda." Each person will be allowed to speak for up to three minutes. When two or more individuals are present from the same group, it is recommended that the group designate a spokesperson to present its comments to the Board and the designated speaker can ask other members of the group to be recognized by raising their hand or standing. Each spokesperson for a group will be allowed to speak for up to five minutes.

During public hearings, the Board will attempt to hear all members of the public who wish to speak on a subject, but it must be recognized that on rare occasion comments may have to be limited because of time constraints. If a previous speaker has articulated your position, it is recommended that you not fully repeat the comments and instead advise the Board of your agreement. The time allocated for speakers at public hearings are the same as for regular Board meetings, although the Board can allow exceptions at its discretion.

Speakers should keep in mind that Board of Directors meetings are formal proceedings and all comments are recorded on tape. For that reason, speakers are requested to speak from the podium and wait to be recognized by the Chairman. In order to give all speakers proper respect and courtesy, the Board requests that speakers follow the following guidelines:

- Wait at your seat until recognized by the Chairman.
- Come forward and state your full name and address and your organizational affiliation if speaking for a group;
- Address your comments to the Board as a whole;
- State your position clearly and succinctly and give facts and data to support your position;
- Summarize your key points and provide the Board with a written statement, or supporting rationale, when possible;
- If you represent a group, you may ask others at the meeting to be recognized by raising their hand or standing;
- Be respectful and civil in all interactions at Board meetings;
- The Board may ask speakers questions or seek clarification, but recognize that Board meetings are not a forum for public debate; Board Members will not recognize comments made from the audience and ask that members of the audience not interrupt the comments of speakers and remain silent while others are speaking so that other members in the audience can hear the speaker;
- The Board will have the opportunity to address public comments after the public comment session has been closed;
- At the request of the Chairman, the Executive Director may address public comments after the session has been closed as well; and
- As appropriate, staff will research questions by the public and respond through a report back to the Board at the next regular meeting of the full Board. It is suggested that citizens who have questions for the Board or staff submit those questions in advance of the meeting to permit the opportunity for some research before the meeting.

The agendas of Board meetings, and supporting materials, are available from the RWSA/RSWA Administration office upon request or can be viewed on the Rivanna website.

Rev. September 7, 2022

RIVANNA WATER & SEWER AUTHORITY
695 Moores Creek Lane | Charlottesville, Virginia 22902-9016
434.977.2970
434.293.8858
www.rivanna.org

RWSA BOARD OF DIRECTORS
Minutes of Regular Meeting
July 22, 2025

A regular meeting of the Rivanna Water and Sewer Authority (RWSA) Board of Directors was held on Tuesday, July 22, 2025, at 2:53 p.m. at the Rivanna Administration Building, (2nd Floor Conference Room), 695 Moores Creek Lane, Charlottesville, VA 22902.

Board Members Present: Mike Gaffney, Sam Sanders, Jeff Richardson, Ann Mallek, Brian Pinkston, Lauren Hildebrand, Quin Lunsford.

Board Members Absent: None.

Rivanna Staff Present: Bill Mawyer, Dave Tungate, Lonnie Wood, Jennifer Whitaker, Daniel Campbell, Michelle Simpson, Austin Marrs, Betsy Nemeth, Stephanie Deal, Matt Walker, Westley Kern, Deborah Anama, Jacob Woodson.

Attorney(s) Present: Valerie Long.

1. CALL TO ORDER

Mr. Gaffney convened the July 22, 2025, regular meeting of the Board of Directors of the Rivanna Water and Sewer Authority at 2:53 p.m.

2. AGENDA APPROVAL

Ms. Mallek moved that the Board of Directors approve the Agenda as presented. Mr. Pinkston seconded the motion, which carried unanimously (7-0).

3. MINUTES OF PREVIOUS BOARD MEETING ON JUNE 24, 2025

Ms. Mallek stated that she had suggested edits to the Minutes. She stated that on line 223, “alter” should be changed to “shut off or stop the river’s flow;” line 343 “Board help” to “Board held;” and line 979, change “17 million gallons” to “0.25 million gallons.”

Mr. Pinkston moved that the Board of Directors approve the Minutes of the previous Board Meeting on June 24, 2025, as amended. Ms. Mallek seconded the motion, which carried unanimously (7-0).

4. RECOGNITION

There was none.

5. EXECUTIVE DIRECTOR’S REPORT

Bill Mawyer, Executive Director, recognized Matt Walker, who had recently been promoted to Assistant Maintenance Department Manager. He stated that Mr. Walker had worked with RWSA

DRAFT

since 2016 and had been a Mechanic 2 since 2018. He noted that Mr. Walker's promotion was an example of succession management within the organization. He stated that they had a staff turnover rate of 10.1% in FY 2025 which exceeded their strategic goal for staff turnover in Water and Sewer, which was 10%. He stated that they would continue to work to bring turnover below 10% in the coming year.

Mr. Gaffney asked if any of the turnover was due to retirements. Mr. Mawyer confirmed that there had been two retirements.

He stated that excellent progress had been made in their strategic plan priority of Communication and Collaboration. He stated that youth from Triple C Camp had participated in a tour of the South Rivanna Water Treatment Plant. He stated that additionally, their Safety Manager, George Cheape, attended an annual joint safety committee seminar to learn more about safety best practices.

He stated that the Engineering team had made significant progress on the emergency siren system at Sugar Hollow Reservoir. Mr. Mawyer explained that installation of the siren began yesterday, and it was expected to be completed today. He stated that the siren would be tested this afternoon, assuming all went well. He stated that the siren would be mounted on a pole at the dam, with signs posted at the dam and along the road leading up to Sugar Hollow to inform the public about the siren's purpose. He stated that this was an interim system, and they considered it a work in progress. He stated that if it proved effective and was loud enough, they would expand the siren system; if not, they would find a louder horn that met decibel limits without being too loud for people near the siren. Mr. Mawyer stated that they would perform maintenance and testing of the siren every month to ensure it was working correctly. He stated that it was an interim and prototype system they expected to expand to all their reservoirs in the coming years.

He stated that the Virginia Department of Health (VDH) recently implemented a two-hour reporting requirement, effective July 1, 2025, for significant issues impacting the drinking water system. Mr. Mawyer stated that staff developed a standard operating procedure for communications with VDH to meet this 2-hour requirement. They had internal training and had also met jointly with City Utilities and Albemarle County Service Authority (ACSA) staff to discuss how they would work together to notify VDH about these significant events. He stated that this regulation was in response to the challenges faced by Rapidan Service Authority at Lake of the Woods, where they had an oily substance in their drinking water, as well as with the City of Richmond who experienced problems with their water treatment plant and a resulting Boil Water Advisory in January. Mr. Mawyer explained that in both cases, VDH felt that there was not good communication between the Utilities, and as a result, the General Assembly made it a requirement that Utilities notify VDH when significant events occurred.

He continued that staff previously informed the Board that there was class action litigation against PFAS manufacturers if PFAS contamination was found in raw and treated water sources. He stated that they expected to receive approximately $2 million, and they had recently received a check for almost $267,000, which was the first of the litigation payments. He stated that these funds were not included in their budget, so they were above their budget on the revenue side. He stated that they anticipated receiving checks for the next 10 years to pay these claims.

DRAFT

Mr. Mawyer stated that Jennifer Whitaker, their Engineering & Maintenance Division Director, and Bethany Houchens, their Water Resources Coordinator, had updated their Drought Response and Contingency Plan, which was about 10 years old. He stated that they sent the updated plan to City Utilities and ACSA. He explained that this plan provided guidance if they entered drought-like conditions about what actions to take and when to implement official water conservation measures.

He added that they received CPR, AED, and first aid training recently, and 86 water and sewer staff members participated and received certification for two years.

Mr. Mawyer stated that as part of the renovation of the Administration building, they were setting up a temporary lab in rental space at 1216 Harris Street. He stated that they expected the temporary lab to be fully operational soon and to be in that building for about two years.

He reported that construction was underway for the Ragged Mountain Reservoir to Observatory Water Treatment Plant piping and pump station project. He stated that they had been installing pipe on Hereford Drive at the university since the first of June in an effort to get the pipe in Hereford Drive before the students returned at the end of July. He stated that some of the operations taking place involved trenching and hammering underground rock to install a large 36-inch pipe. A picture displayed showed the coating and wrap applied to the pipe to provide corrosion protection to help preserve and extend the lifespan of the pipe.

Mr. Mawyer noted that there was an item on the Consent Agenda which granted staff the authority to reimburse their cash accounts using borrowed funds up to $395 million, which they anticipated borrowing in the coming years. He emphasized that this resolution did not authorize borrowing the funds; rather, it authorized staff to use the funds to reimburse RWSA with bond funds. He stated that when they were ready to borrow, staff would bring a specific borrowing resolution to the Board for approval.

Mr. Gaffney stated that he had one question regarding the rock removal process. He stated that he was wondering how much rock had been removed so far, and whether the current estimate was being met or exceeded.

Austin Marrs, Senior Civil Engineer, explained that in June, approximately 150 cubic yards of rock were removed. He stated that as part of their preconstruction geotechnical subsurface boring process, they test drilled for rock about every 500 feet. He stated that at this point in the project the amount of rock was about what they expected. He stated that during bidding, contractors had asked Rivanna to confirm whether there was rock, but they had explained that they could not tell at that time. He stated that with the geotechnical boring data they confirmed the presence of rock. He stated that at this point, they were tracking the quantity of rock removed. The rock was a very hard blue stone that could potentially be used as building material.

Mr. Hicks, RSWA Board member, asked if there would be blasting with dynamite.

Mr. Marrs replied no; the pipe trenches were close to many utilities. He stated that it could be more expensive to hand-drill through the rock, but they wanted to make sure they did not

DRAFT

damage any existing infrastructure. Mr. Mawyer noted that blasting was allowed on UVA property but must be approved by Council in the City.

Mr. Richardson stated that regarding the emergency notification work at Sugar Hollow, he thought it would be beneficial for their team to make a call to explain the process to their local Fire and Rescue Department, if they had not done so already. He suggested they also update their new 911 Director on the situation as well to make sure everyone was aware and could inform the public.

Jennifer Whitaker, Director of Engineering & Maintenance, confirmed that staff had contacted both already. She noted that they also planned to have the emergency siren system be a collaborative effort between Rivanna and the Emergency Communications Center so either agency could trigger the siren for flood responses.

Mr. Mawyer stated that they would implement the new horn system, but then they needed to educate the public on its purpose, how it worked, and what actions the public and residents should take when it was activated.

Ms. Mallek stated that she appreciated the reassurance that people were feeling about the progress made since January. He stated that their efforts had been impressive, and she was grateful for the hard work. She stated that she was aware that changes would be made along the way, but it was notable that this implementation of this improvement was far along before the recent Texas flood disaster occurred.

Mr. Mawyer explained that they had also installed sensors on the bladder and pneumatic equipment which provided real-time monitoring information. He stated that from the South Rivanna Water Treatment Plant, operators could always monitor these sensors. He stated that the protocol was that if the Operators noticed any malfunction indicated by the sensors, they could first check a camera to see if there was a problem with the bladder, then if they identified a problem, they could activate the siren by pressing a button.

Mr. Lunsford asked if it was a manual process to sound the siren.

Mr. Mawyer confirmed yes, it was an entirely manual process.

Mr. Lunsford asked if it would be monitored constantly.

Mr. Mawyer confirmed that it would be constantly staffed 24/7 at South Rivanna, where the Water Operators would be responsible for oversight.

6. ITEMS FROM THE PUBLIC

Matters Not Listed for Public Hearing on the Agenda

Dede Smith stated that she was a City Water and Sewer customer. She stated that she was curious to know if letters had been sent to the homeowners along the Central Water Line route. She stated that she had heard mentioned in one of the meetings that letters would be sent after the contract was awarded. She stated that hearing about this initial section made her think that people

DRAFT

would want to know what was coming, particularly in that first section, which included Stadium, Piedmont, Price, and Lewis roads. She stated that these were very small roads and would likely require notification.

Ms. Smith stated that if Rivanna had already taken steps to notify homeowners, she thanked them. She stated that additionally according to today's meeting notes, this first part was expected to last four years or more. She stated that therefore, she believed homeowners should receive a letter not only before the work began but also shortly after, as renters may not have received the initial letter. She stated that she would appreciate a copy of the letter, and if they did not remember, she would ask again.

7. RESPONSES TO PUBLIC COMMENTS

Mr. Mawyer responded that he would be presenting to City Council on August 4, 2025, regarding the Central Water Line project. He stated that they had not recently mailed letters with new information to homeowners along the route. He stated that the contractor was expected to begin work in October or November, with it taking up to five months to get a delivery of pipe. He stated that before October or November they would send letters to all the residents along the route with updated information. He stated that as Ms. Smith had mentioned, this project would be a moving construction site, so they would not be working on four miles of piping at once. He stated that they would begin at the Stadium Road end of the project and progress towards the Long Street bridge area. He stated that as they reached each neighborhood along the route, they would notify the residents of the specific construction schedule.

8. CONSENT AGENDA

a. *Staff Report on Finance*

b. *Staff Report on Operations*

c. *Staff Report on CIP Projects*

d. *Staff Report on Administration and Communications*

e. *Staff Report on Wholesale Metering*

f. *Staff Report on Drought Monitoring*

g. *Approval of the Resolution of Official intent to Reimburse Expenditures with Proceeds of a Borrowing – CIP Funding*

Mr. Pinkston moved that the Board of Directors adopt the Consent Agenda as presented. Mr. Sanders seconded the motion, which carried unanimously (7-0).

9. OTHER BUSINESS

DRAFT

a. Presentation: UVA Rowing Program, Director of Rowing, Frank Biller

Frank Biller, Director of Rowing, thanked the Board for having him back in July, as they had previously discussed at the January meeting. He stated that he served as the Director of Rowing for the University of Virginia Rowing Programs and the men's team head coach. He stated that as such, he was responsible for representing the rowing programs here to the Board and for requesting additional permits that they required. He stated that he had prepared a memo, which he believed was included in the Board's documentation.

Mr. Biller explained that in January, he was requested to return in July to report on the update regarding the electrification of their coaching and safety launches. He stated that for historical context, they had held special permits to use gasoline launches on the Rivanna Reservoir, also known as the South Fork Reservoir, for decades. He stated that however, due to the pressure to push forward with electrification, they now had to reevaluate their approach. He stated that one of the suppliers they identified, Pure Water from Seattle, Washington, went bankrupt, which significantly set them back and caused them to reevaluate what potential equipment they could use.

Mr. Biller stated that nevertheless, they were fortunate to find another company, Elco Boat Company, which had developed suitable motors and batteries for their needs. He noted that the Elco Boat Company was also the oldest electric boat company in the world, having started its business at the Chicago World's Fair in the late 19th century. He stated that they had cooperated with a battery manufacturer in Massachusetts, and they were now testing their brand-new solid-state lithium-ion batteries, which were far more advanced than current lithium batteries in terms of safety, capacity, charging duration, and other aspects. He stated that although these batteries were expensive, they had identified these as the equipment they could use.

Mr. Biller stated that they had placed orders for all the necessary programs, including those for the women's team, the men's team, the Rivanna Rowing Club, and Albemarle High School. He stated that the total investment was approximately $200,000, which was significant. He stated that while they may think that UVA had a lot of money, it was not equally distributed to all parts of the university. He stated that the men's team was an independent, self-funded club, and UVA did not provide funding to them nor to the Rivanna Rowing Club and Albemarle High School. He stated that they would need to fundraise for the remaining amount. He stated that they had committed to doing so, and if everything went well, they expected to complete the project by this fall.

Mr. Biller stated that in his memo, he would like to request permission to continue using gasoline launches in case of a delivery issue. He stated that although he did not anticipate this, recent history had shown that supply chain issues could cause problems. He stated that additionally, he would like to maintain the operation of one motorboat launch with a gasoline engine, even after the electrification was complete. He stated that there were three reasons for this: first, in the event of a power outage, they could not charge the battery-powered boats, and they would need at least one motorboat available for emergency training purposes; the second reason was that sometimes, in the event of a breakdown, they would need to tow the launch and bring it back; the

DRAFT

third reason was so they could quickly provide law enforcement and first responders with access to the boathouse, including the key, and have them launch the vessel.

Mr. Biller stated that this process was straightforward and efficient, unlike electric launches, which required more complex setup and charging. He stated that their launch was always ready to go, even in emergency situations. He stated that for instance, during a recent incident where a report was made about something spotted in the river, they were able to respond immediately. He stated that law enforcement arrived, and they were able to assist them right away. He stated that although this was an extreme example, it demonstrated their ability to provide reliable support to local law enforcement and first responders 24/7.

Ms. Mallek asked if the boathouse had a generator on-site.

Mr. Biller replied no; they did not. He stated that it would be a possible solution.

Ms. Mallek stated that this could be a solution to the charging issue. She stated that for the one they would like to keep ready, that meant it was constantly submerged in water. She stated that she rowed for 11 years and remembered seeing the slick around the engine.

Mr. Biller stated that they could disconnect the gasoline tank so that it was not in the water all the time. He stated that they could do the same with the electric motors.

Mr. Gaffney stated that there were about 10 boats there. He asked how many were for the UVA teams and how many were for the Rivanna Rowing Club and Albemarle High School.

Mr. Biller replied that there were eight for UVA and two shared between the Rowing Club and the high school.

Mr. Gaffney asked how many are currently electric.

Mr. Biller stated that currently, four are electric.

Mr. Gaffney asked if the Rivanna Rowing Club and Albemarle High School are still using the gas boats.

Mr. Biller confirmed that they are; however, they are also on the purchasing plan for electric motors.

Mr. Gaffney asked if it was correct that they would be only using the one gasoline motorboat for emergency situations.

Mr. Biller confirmed that was correct.

Mr. Pinkston asked, if one gallon of gasoline was spilled into the reservoir, would the water treatment facilities be able to satisfactorily remove the gasoline?

DRAFT

Mr. Mawyer confirmed it would be a non-issue due to the Granular Activated Carbon (GAC) filter and other filters. He stated that one gallon of gasoline in 880 million gallons of water in the reservoir would not be a significant issue.

Mr. Biller indicated he will return in January for an update on the Rowing Club conversion to electric motors.

(Combined Session with the RSWA)

b. Presentation: Succession Management and Strategic Plan Update
Betsy Nemeth, Director of Administration and Communications

Betsy Nemeth, Director of Administration and Communications, stated that she would provide the Board with an update on their strategic plan and on their succession planning efforts. She stated that as part of this update, she would be sharing some key highlights from their strategic plan. She stated that the document outlined their vision, mission, and values, which were essential to their organization's success. She stated that this time, she would focus on sharing some specific initiatives that she believed were noteworthy.

Ms. Nemeth stated that their first goal was optimization and resiliency, advancing effective and efficient operational processes. She stated that a notable example was the work their lab recently undertook to improve their Total Kjeldahl Nitrogen (TKN) Testing Method. She stated that they had acquired new equipment to facilitate this change, and as a result, they had reduced labor time per test by nine hours, from 12 to three hours, resulting in savings of approximately $330 per test. She stated that she found this initiative particularly important. She stated that they had made significant reductions in hazardous waste generation, from two liters to 25 milliliters, and increased their capacity to handle 25 samples simultaneously, rather than the previous 14. She stated that additionally, they had seen a decrease in the cost of supplies, from $200 per test to $125 per test, resulting in estimated annual savings of $10,000.

Ms. Nemeth stated that she would also like to acknowledge the contributions of Rob Woodside, their Geographic Information Systems Coordinator for the pictures he provided. She stated that their environmental stewardship goal was to promote sustainability, and they had achieved that partially with their solar cell initiatives. She stated that in addition to the solar installation at the Ivy landfill, they planned to install solar panels on the Moores Creek Administration Building and the Ragged Mountain Raw Water Pump Station building roofs.

Ms. Nemeth stated that regarding their strategic goal of communication and collaboration, she had compiled a list of their recent activities. She stated that this included community tours, press releases, and website upgrades. She stated that they would be presenting an overview of these websites in September, which were already live.

Ms. Nemeth stated that she would like to highlight their planning and infrastructure efforts, specifically addressing the evolving drinking water needs of their community. She stated that she thought it was important to highlight these projects, as they were often referred to as "generational" initiatives. She stated that she had listed a few of the significant projects they

DRAFT

were undertaking, which are either currently underway or in the planning stages.

Ms. Nemeth stated that these included the Ragged Mountain to Observatory Water Treatment Plant raw water line and pump station, and the South Rivanna River Crossing, which would help increase water supply to the northern part of the County. She stated that they were also working on the Ragged Mountain Reservoir pool raise, which would increase their water supply. She stated that additionally, they were in the scheduling stages of the Central Water Line project. She stated that they were planning a public information session at the Carver Recreation Center to share information with the community about the Central Water Line project. She stated that another significant project is the South Rivanna Reservoir to Ragged Mountain Reservoir Pipeline, Intake, and Facilities, which would help achieve their goals in the Community Water Supply Plan.

Ms. Nemeth stated that regarding their workforce development initiative, she would like to provide an update on succession planning. She stated that they were proud of their plan, which had been working effectively. She explained that in 2023, Mr. Mawyer presented the Board with the graph of their organizational structure, highlighting key vacancies that were likely to happen due to impending retirements. She stated that three of those positions had already been filled due to retirements. She stated that considering their success in filling vacant positions with qualified individuals from within their organization, they had done a great job of preparing people to move up within the Rivanna Authorities.

Ms. Nemeth stated that she would like to show them their current RSWA organizational chart, which included career ladders. She stated that the career ladders allowed employees to see potential career paths within the organization. She stated that the current organizational chart for the Rivanna Solid Waste Authority was on the next slide. She stated that she would like to highlight their tuition reimbursement program, which had helped many employees, including David Rhoades, Solid Waste Manager, who had graduated with his bachelor's degree with assistance from Rivanna. She stated that their career ladder system allowed employees to progress through various roles, with a system that provided a clear path for advancement and career growth.

Ms. Nemeth stated that the current organizational chart for RWSA was also provided. She stated that they had several career ladders in place. She noted that a lot of positions had changed recently, and they would be reviewing staffing needs and succession planning for 2027 through 2031. She stated that to support their managers, they were providing a new training program, "Communicate with Impact," which would be rolled out to about 10 of their managers, mostly newly promoted. She stated that this training aimed to prepare them for effective communications. She stated that they were also offering individual leadership coaching for newly promoted managers.

Ms. Nemeth stated that additionally, they would be conducting a virtual training program for individuals who may be interested in pursuing leadership roles within the organization. They would identify about 10-12 high-potential individuals and provide them with virtual leadership training. This approach was beneficial as it was cost-effective and allowed these individuals to gain the necessary exposure to determine if they were interested in pursuing a leadership role.

DRAFT

Ultimately, leadership roles should be chosen by those who were passionate about them, rather than being forced upon them.

Ms. Mallek stated that she thought it was encouraging for employees to be invited into career paths and leadership roles, so they knew they were valued in the organization.

Ms. Nemeth agreed, stating that she had seen many people promoted during the time she had been with the organization, and it was satisfying to see that they had been able to bring in and develop good people who were contributing to the organization.

10. CLOSED MEETING

Ms. Mallek moved that the Rivanna Water and Sewer Authority enter into a joint closed session with the Rivanna Solid Waste Authority to discuss confidential information related to cybersecurity and the security of the authorities' physical premises as permitted by the public safety exemptions at Section 2.2-3711-A(19) of the Code of Virginia, and confidential performance evaluations, goals and objectives of specific personnel as permitted by the personnel exemption at Section 2.2-3711-A(1) of the Code of Virginia. Mr. Pinkston seconded the motion, which carried unanimously (7-0) by roll call vote.

11. CERTIFY CLOSED MEETING

Ms. Mallek moved that the Rivanna Water and Sewer Authority hereby certifies by recorded vote that, to the best of each member's knowledge, only public business matters lawfully exempted from the open meeting requirements of the Virginia Freedom of Information Act and identified in the motion authorizing the closed meeting were heard, discussed or considered in the closed meeting to which this certification resolution applies.. Mr. Sanders seconded the motion, which carried unanimously (7-0) by roll call vote.

Ms. Mallek moved that the Board of Directors approve a merit increase for above average or outstanding performance for Executive Director Bill Mawyer of 5%. Mr. Pinkston seconded the motion, which carried unanimously (7-0).

12. ADJOURNMENT

Mr. Pinkston moved that the Board of Directors adjourn the meeting. Ms. Mallek seconded the motion, which carried unanimously (7-0).

DRAFT

RIVANNA WATER & SEWER AUTHORITY
695 Moores Creek Lane | Charlottesville, Virginia 22902-9016
434.977.2970
434.293.8858
www.rivanna.org

MEMORANDUM

TO: **RIVANNA WATER & SEWER AUTHORITY BOARD OF DIRECTORS**

FROM: **BILL MAWYER, EXECUTIVE DIRECTOR**

SUBJECT: **EXECUTIVE DIRECTOR'S REPORT**

DATE: **AUGUST 26, 2025**

STRATEGIC PLAN PRIORITY: EMPLOYEE DEVELOPMENT

The professional qualifications of our staff continue to improve and enhance our services. We congratulate the following employees for successfully completing the requirements for a license from the State:

- **Bridgett Deakin –** Water Operator, Class 1
- **Cynthia Dunham –** Water Operator, Class 1

STRATEGIC PLAN PRIORITY: COMMUNICATION AND COLLABORATION

Charlottesville City Council

An update on the Central Water Line construction project was presented to Charlottesville City Council on August 4th. The update indicated construction of Phase 1 of the project will begin in October/November, and a community information meeting about the project is scheduled for September 16 from 5 – 6:30 pm in the Carver Recreation Center.

Emergency Siren System for Sugar Hollow Reservoir

The Sugar Hollow Reservoir siren was installed in July. An acoustic test of the system was completed on August 13th. A 48-hour advance notification of the scheduled test was sent to the Sugar Hollow residents and others on the email notification list. A follow-up notification was sent once the testing was completed. During the test, the siren and strobe light energized as designed. The warning sound was audible below the dam in the trout fishing area and to the first private driveway, as shown on the map below.

Testing of the siren will occur on the second Wednesday of each month at 10 a.m. Additional system enhancements and expansions are being evaluated to provide an audible warning further east along Sugar Hollow Road.

Upcoming Community Information Sessions

On August 28, 2025, beginning at 6:00 PM, at the Moores Creek Administration Building, 695 Moores Creek Lane, a community information session will be held to discuss the Ragged Mountain Reservoir Pool Raise project.

A community information session regarding the Central Water Line project will be held on September 16, 2025, from 5:00 – 6:30 PM at the Carver Recreation Center, 233 4th St. NW.

Coordinated Emergency Response Review

An Emergency Response review was held with staff from City Utilities and ACSA in August. This coordination meeting will help the three Utilities prepare to work together for a quicker response and a better outcome during emergency situations.

S*TRATEGIC PLAN PRIORITY: OPTIMIZATION AND RESILIENCY*

Grant Award – Ragged Mountain Blanket Drain Engineering

We applied to the VA Department of Conservation Resources (DCR) Dam Safety, Flood Protection, and Prevention grant program and were awarded $57,400. This funding will support the geotechnical engineering services completed for installation of the blanket drain in the right abutment of the Ragged Mountain Dam.

Cost Increase to Transport and Dispose of Wastewater Biosolids and Water Residuals

Our biosolids and residuals (13,000 tons/year) are transported almost daily by McGill Environmental to its disposal facility in Waverly, VA. McGill uses these materials to make compost. McGill recently notified us that our disposal charge was increasing from about $500,000 to $850,000 per year, resulting in a new total cost of transportation and disposal of about $1.25 M per year. After reviewing limited alternatives, we will continue to use McGill as our transportation and disposal vendor.

STRATEGIC PLAN PRIORITY: PLANNING AND INFRASTRUCTURE

South Rivanna River Crossing

Three controlled rock blasts occurred in portions of Old Rio Mills Road to help break up rock along the path of the treated water piping project on July 28.

Ragged Mtn Reservoir to Observatory WTP Pipe and Pump Station Project

1. Pipe installation in Hereford Drive near the Observatory WTP was completed in June and July before UVA students returned. The street has been paved and striped.

2. In August, our contractor completed a controlled blasting in a wooded area on UVA property between Hereford Drive and Fontaine Avenue. Blasting in this area was needed to excavate rock in the pipe trench more efficiently. The process involved drilling into rock and setting small charges. Heavy mats were laid across the surface to prevent loose debris from leaving the site.

South Rivanna WTP Fluoride Bulk Tank Leak

On July 22, 2025, an Operator at the South Rivanna WTP noticed fluoride leaking from the 6,000-gallon polyethylene bulk storage tank while completing inspections at the treatment plant. RWSA safety manager and water operations management team were contacted and responded to the SRWTP. Approximately 400 gallons of fluoride that leaked from the tank were completely contained by the concrete secondary containment built around the tank for this exact purpose.

The South Rivanna WTP is continuing fluoridation operations using a smaller day tank and poly drum storage until a replacement tank can be sourced or repairs completed.



RIVANNA WATER & SEWER AUTHORITY
695 Moores Creek Lane | Charlottesville, Virginia 22902-9016
434.977.2970
434.293.8858
www.rivanna.org

MEMORANDUM

TO: RIVANNA WATER & SEWER AUTHORITY BOARD OF DIRECTORS

FROM: LONNIE WOOD, DIRECTOR OF FINANCE AND INFORMATION TECHNOLOGY

REVIEWED: BILL MAWYER, EXECUTIVE DIRECTOR

SUBJECT: JUNE MONTHLY FINANCIAL SUMMARY – FY 2025

DATE: AUGUST 26, 2025

Financial Snapshot

The Authority's operating revenues for fiscal year 2025 are $999,600 more than the annual budget estimates, and operating expenses are $1,214,500 over the prorated budget, resulting in an operating deficit of $214,900. Urban Water flows and operating rate revenue are 1.7% over budget estimates. Urban Wastewater flows and operating rate revenue are 5.5% over budget.

Operating and debt service revenues combined total $957,600 more than budget estimates, and total expenses are $1,236,600 over budget, resulting in an overall deficit of $278,200 for the fiscal year. Revenues and expenses are summarized in the table below:

Actual Month-end Results:	Urban Water	Urban Wastewater	Total Other Rate Centers	Total Authority
Operations				
Revenues	$ 11,853,019	$ 12,436,019	$ 3,165,974	$ 27,455,012
Expenses	(12,631,452)	(11,812,715)	(3,225,780)	(27,669,947)
Surplus (deficit)	$ (778,433)	$ 623,304	$ (59,806)	$ (214,935)
Debt Service				
Revenues	$ 13,518,979	$ 11,183,032	$ 2,999,123	$ 27,701,134
Expenses	(13,543,841)	(11,215,516)	(3,005,011)	(27,764,368)
Surplus (deficit)	$ (24,862)	$ (32,484)	$ (5,888)	$ (63,234)
Total				
Revenues	$ 25,371,998	$ 23,619,051	$ 6,165,097	$ 55,156,146
Expenses	(26,175,293)	(23,028,231)	(6,230,791)	(55,434,315)
Surplus (deficit)	$ (803,295)	$ 590,820	$ (65,694)	$ (278,169)

A more detailed financial analysis is in the following monthly report and reviews more closely actual financial performance compared to budgeted estimates. There are comments listed that will reference the applicable line items in the financial statement for each rate center and each support

department in the following pages. Please refer to the Budget vs Actual financial statements when reviewing these comments.

Detailed Financials

The following comments help explain most of the other budget vs. actual variances.

A. Annual and Quarterly Transactions – During the year, some revenues and expenses exceed the prorated annual budget due to up-front annual receipts of revenue and quarterly or annual payments of expenses. These transactions appear to significantly impact the budget vs. actual monthly comparisons, but they usually even out as the year progresses. Septage receiving support revenue of $109,440 is billed to the County annually in July. Annual payments are made at the beginning of the fiscal year for certain maintenance agreements and for employer contributions to employees' health savings accounts. The annual $175,000 payment to UVA for the Observatory lease is made in August. Insurance premiums are paid at the beginning of each quarter.
B. Personnel Costs (Urban Water, Urban Wastewater, Administration/Communication, Finance/IT, Maintenance – pages 2, 5, 8, 10) – Urban Water and Urban Wastewater salaries are higher than budgeted due to various changes in operations. Urban Wastewater salaries are also higher due to "leave" payout upon wastewater manager's retirement. Finance/IT health insurance costs were underestimated by $72,000.
C. Professional Services (All Water departments, Urban Wastewater, Scottsville Wastewater, Administration/Communication – pages 2, 3, 4, 5, 7, 8) – Urban Water incurred $44,000 in unbudgeted legal fees and $155,500 in unbudgeted engineering and technical services for sedimentation issues at Glenmore, UVA water quality and the Sugar Hollow raw water line break. Scottsville Wastewater has exceeded the budget for engineering and technical services by $34,700 for a needs assessment and purchase of an influent gate. Crozet Water is $31,000 over the annual budget for tank inspections and dam engineering services. The Administration department incurred unbudgeted legal fees of $30,000, unbudgeted compensation study costs of $26,700, and excess costs for deputy director recruiting of $11,000.
D. Information Technology (Finance/IT – page 9) – The Finance/IT department has exceeded the budget in this category by $166,800 due to unbudgeted software license renewals, including a $44,000 3-year renewal paid in June.
E. Operations & Maintenance (Urban Water, Urban Wastewater, Glenmore Wastewater – pages 2, 5, 6) – Urban Water went $777,000 over budget in this category due to some underestimated expenditures for chemicals, pipeline and appurtenances, and other repair costs. Urban Wastewater is $101,000 over budget on expenditures largely due to flow metering services costing $308,000 that were not budgeted. Glenmore Wastewater incurred $31,000 of unbudgeted equipment repair and replacement costs.
F. Communication - Data & Voice (Urban Water, Scottsville Water, Glenmore Wastewater, Finance/IT – pages 2, 4, 6, 9) – Telephone and data services were inadvertently underbudgeted.

Please note that the budget and these monthly budget vs. actual statements are prepared on a different basis than the annual comprehensive financial report (ACFR). Year-end adjustments are recorded every year to conform to the accounting principles required for the ACFR. These monthly statements were prepared prior to recording those year-end adjustments.

Rivanna Water & Sewer Authority
Monthly Financial Statements - June 2025
Fiscal Year 2025

Consolidated Revenues and Expenses Summary

Operating Budget vs. Actual

	Notes	Budget FY 2025	Budget Year-to-Date	Actual Year-to-Date	Budget vs. Actual	Variance Percentage
Revenues						
Operations Rate Revenue		$ 25,533,965	$ 25,533,965	$ 26,334,914	$ 800,949	3.14%
Lease Revenue		120,000	120,000	144,182	24,182	20.15%
Admin., Finance/IT, Maint. & Engineering Revenue		905,200	905,200	936,910	31,710	3.50%
Other Revenues		667,768	667,768	720,227	52,459	7.86%
Use of Reserves (Water Resources Fund)		-	-	-	-	
Interest Allocation		165,400	165,400	255,690	90,290	54.59%
Total Operating Revenues		**$ 27,392,333**	**$ 27,392,333**	**$ 28,391,923**	**$ 999,590**	**3.65%**
Expenses						
Personnel Cost	B	$ 12,816,065	$ 12,816,065	$ 12,935,487	$ (119,422)	-0.93%
Professional Services	C	492,650	492,650	826,440	(333,790)	-67.75%
Other Services & Charges		4,371,588	4,371,588	4,245,855	125,733	2.88%
Communication	F	244,950	244,950	324,685	(79,735)	-32.55%
Information Technology	D	1,470,050	1,470,050	1,470,716	(666)	-0.05%
Supplies		51,200	51,200	50,840	360	0.70%
Operations & Maintenance	E	6,698,884	6,698,884	7,528,822	(829,938)	-12.39%
Equipment Purchases		316,950	316,950	294,013	22,937	7.24%
Depreciation		930,000	930,000	930,000	-	0.00%
Total Operating Expenses		**$ 27,392,337**	**$ 27,392,337**	**$ 28,606,858**	**$ (1,214,521)**	**-4.43%**
Operating Surplus/(Deficit)		**$ (4)**	**$ (4)**	**$ (214,935)**		

Debt Service Budget vs. Actual

Revenues					
Debt Service Rate Revenue	$ 25,612,554	$ 25,612,554	$ 25,612,560	$ 6	0.00%
Septage Receiving Support - County	109,440	109,440	109,440	-	0.00%
Buck Mountain Lease Revenue	10,000	10,000	14,144	4,144	41.44%
Trust Fund Interest	430,300	430,300	362,088	(68,212)	-15.85%
Reserve Fund Interest	1,580,800	1,580,800	1,602,902	22,102	1.40%
Total Debt Service Revenues	**$ 27,743,094**	**$ 27,743,094**	**$ 27,701,135**	**$ (41,960)**	**-0.15%**
Debt Service Costs					
Total Principal & Interest	$ 16,164,506	$ 16,164,506	$ 19,148,265	$ (2,983,759)	-18.46%
Reserve Additions-Interest	1,580,800	1,580,800	1,602,902	(22,102)	-1.40%
Debt Service Ratio Charge	725,000	725,000	725,000	-	0.00%
Reserve Additions-CIP Growth	9,271,960	9,271,960	6,288,201	2,983,759	32.18%
Total Debt Service Costs	**$ 27,742,266**	**$ 27,742,266**	**$ 27,764,368**	**$ (22,102)**	**-0.08%**
Debt Service Surplus/(Deficit)	**$ 828**	**$ 828**	**$ (63,234)**		

Summary

Total Revenues	$ 55,135,427	$ 55,135,427	$ 56,093,057	$ 957,630	1.74%
Total Expenses	55,134,603	55,134,603	56,371,226	(1,236,623)	-2.24%
Surplus/(Deficit)	**$ 824**	**$ 824**	**$ (278,169)**		

Rivanna Water & Sewer Authority
Monthly Financial Statements - June 2025

Urban Water Rate Center
Revenues and Expenses Summary

Operating Budget vs. Actual

	Notes	Budget FY 2025	Budget Year-to-Date	Actual Year-to-Date	Budget vs. Actual	Variance Percentage
Revenues						
Operations Rate Revenue		$ 11,425,341	$ 11,425,341	$ 11,620,991	$ 195,650	1.71%
Lease Revenue		90,000	90,000	110,307	20,307	22.56%
Grants		-		8,528	8,528	
Miscellaneous		-	-	2,735	2,735	
Use of Reserves (Water Resources Fund)		-	-		-	
Interest Allocation		71,500	71,500	110,458	38,958	54.49%
Total Operating Revenues		**$ 11,586,841**	**$ 11,586,841**	**$ 11,853,019**	**$ 266,178**	**2.30%**
Expenses						
Personnel Cost	B	$ 2,570,828	$ 2,570,828	$ 2,675,159	$ (104,331)	-4.06%
Professional Services	C	177,000	177,000	385,959	(208,959)	-118.06%
Other Services & Charges		1,076,746	1,076,746	1,067,979	8,767	0.81%
Communications	F	89,700	89,700	117,030	(27,330)	-30.47%
Information Technology		109,400	109,400	88,577	20,823	19.03%
Supplies		7,900	7,900	10,362	(2,462)	-31.16%
Operations & Maintenance	E	3,334,814	3,334,814	4,112,011	(777,197)	-23.31%
Equipment Purchases		23,300	23,300	27,392	(4,092)	-17.56%
Depreciation		300,000	300,000	300,000	-	0.00%
Subtotal Before Allocations		$ 7,689,688	$ 7,689,688	$ 8,784,467	$ (1,094,779)	-14.24%
Allocation of Support Departments		3,897,153	3,897,154	3,846,984	50,169	1.29%
Total Operating Expenses		**$ 11,586,841**	**$ 11,586,841**	**$ 12,631,452**	**$ (1,044,610)**	**-9.02%**
Operating Surplus/(Deficit)		**$ 0**	**$ (0)**	**$ (778,432)**		

Debt Service Budget vs. Actual

	Budget FY 2025	Budget Year-to-Date	Actual Year-to-Date	Budget vs. Actual	Variance Percentage
Revenues					
Debt Service Rate Revenue	$ 12,593,874	$ 12,593,874	$ 12,593,880	$ 6	0.00%
Trust Fund Interest	185,000	185,000	155,987	(29,013)	-15.68%
Reserve Fund Interest	744,800	744,800	754,967	10,167	1.37%
Lease Revenue	10,000	10,000	14,144	4,144	41.44%
Total Debt Service Revenues	**$ 13,533,674**	**$ 13,533,674**	**$ 13,518,979**	**$ (14,695)**	**-0.11%**
Debt Service Costs					
Total Principal & Interest	$ 7,078,274	$ 7,078,274	$ 8,194,200	$ (1,115,926)	-15.77%
Reserve Additions-Interest	744,800	744,800	754,967	(10,167)	-1.37%
Debt Service Ratio Charge	400,000	400,000	400,000	-	0.00%
Est. New Debt Service - CIP Growth	5,310,600	5,310,600	4,194,674	1,115,926	21.01%
Total Debt Service Costs	**$ 13,533,674**	**$ 13,533,674**	**$ 13,543,841**	**$ (10,167)**	**-0.08%**
Debt Service Surplus/(Deficit)	**$ -**	**$ -**	**$ (24,862)**		

Rate Center Summary

	Budget FY 2025	Budget Year-to-Date	Actual Year-to-Date	Budget vs. Actual	Variance Percentage
Total Revenues	$ 25,120,515	$ 25,120,515	$ 25,371,998	$ 251,483	1.00%
Total Expenses	25,120,515	25,120,515	26,175,293	(1,054,777)	-4.20%
Surplus/(Deficit)	**$ 0**	**$ (0)**	**$ (803,295)**		
Costs per 1000 Gallons	$ 3.41		$ 3.66		
Operating and DS	$ 7.39		$ 7.57		
Thousand Gallons Treated	3,397,700	3,397,700	3,455,543	57,843	1.70%
or					
Flow (MGD)	9.309		9.467		

Rivanna Water & Sewer Authority
Monthly Financial Statements - June 2025

Crozet Water Rate Center
Revenues and Expenses Summary

Operating Budget vs. Actual

	Notes	Budget FY 2025	Budget Year-to-Date	Actual Year-to-Date	Budget vs. Actual	Variance Percentage
Revenues						
Operations Rate Revenue		$ 1,420,644	$ 1,420,644	$ 1,420,644	$ -	0.00%
Lease Revenues		30,000	30,000	33,876	3,876	12.92%
Interest Allocation		8,900	8,900	13,807	4,907	55.14%
Total Operating Revenues		**$ 1,459,544**	**$ 1,459,544**	**$ 1,468,327**	**$ 8,783**	**0.60%**
Expenses						
Personnel Cost		$ 365,428	$ 365,428	$ 375,411	$ (9,984)	-2.73%
Professional Services	C	22,900	22,900	53,923	(31,023)	-135.47%
Other Services & Charges		163,107	163,107	153,819	9,288	5.69%
Communications		19,000	19,000	17,472	1,528	8.04%
Information Technology		35,000	35,000	8,982	26,018	74.34%
Supplies		1,600	1,600	2,735	(1,135)	-70.91%
Operations & Maintenance		426,600	426,600	434,900	(8,300)	-1.95%
Equipment Purchases		3,300	3,300	3,626	(326)	-9.86%
Depreciation		60,000	60,000	60,000	-	0.00%
Subtotal Before Allocations		$ 1,096,935	$ 1,096,935	$ 1,110,867	$ (13,933)	-1.27%
Allocation of Support Departments		362,608	362,608	359,113	3,494	0.96%
Total Operating Expenses		**$ 1,459,543**	**$ 1,459,542**	**$ 1,469,981**	**$ (10,438)**	**-0.72%**
Operating Surplus/(Deficit)		**$ 1**	**$ 2**	**$ (1,654)**		

Debt Service Budget vs. Actual

	Budget FY 2025	Budget Year-to-Date	Actual Year-to-Date	Budget vs. Actual	Variance Percentage
Revenues					
Debt Service Rate Revenue	$ 2,590,368	$ 2,590,368	$ 2,590,368	$ -	0.00%
Trust Fund Interest	32,400	32,400	27,265	(5,135)	-15.85%
Reserve Fund Interest	93,800	93,800	94,571	771	0.82%
Total Debt Service Revenues	**$ 2,716,568**	**$ 2,716,568**	**$ 2,712,204**	**$ (4,364)**	**-0.16%**
Debt Service Costs					
Total Principal & Interest	$ 1,131,172	$ 1,131,172	$ 1,131,172	$ -	0.00%
Reserve Additions-Interest	93,800	93,800	94,571	(771)	-0.82%
Estimated New Principal & Interest	1,491,600	1,491,600	1,491,600	-	0.00%
Total Debt Service Costs	**$ 2,716,572**	**$ 2,716,572**	**$ 2,717,343**	**$ (771)**	**-0.03%**
Debt Service Surplus/(Deficit)	**$ (4)**	**$ (4)**	**$ (5,139)**		

Rate Center Summary

	Budget FY 2025	Budget Year-to-Date	Actual Year-to-Date	Budget vs. Actual	Variance Percentage
Total Revenues	$ 4,176,112	$ 4,176,112	$ 4,180,531	$ 4,419	0.11%
Total Expenses	4,176,115	4,176,114	4,187,324	(11,210)	-0.27%
Surplus/(Deficit)	**$ (3)**	**$ (2)**	**$ (6,793)**		
Costs per 1000 Gallons	$ 7.20		$ 6.21		
Operating and DS	$ 20.60		$ 17.68		
Thousand Gallons Treated	202,697	202,697	236,837	34,140	16.84%
Flow (MGD)	0.555		0.649		

Rivanna Water & Sewer Authority
Monthly Financial Statements - June 2025

Scottsville Water Rate Center
Revenues and Expenses Summary

Operating Budget vs. Actual

	Notes	Budget FY 2025	Budget Year-to-Date	Actual Year-to-Date	Budget vs. Actual	Variance Percentage
Revenues						
Operations Rate Revenue		$ 741,984	$ 741,984	$ 741,984	$ -	0.00%
Interest Allocation		4,600	4,600	7,159	2,559	55.64%
Total Operating Revenues		**$ 746,584**	**$ 746,584**	**$ 749,143**	**$ 2,559**	**0.34%**
Expenses						
Personnel Cost		$ 239,452	$ 239,452	$ 234,368	$ 5,085	2.12%
Professional Services	C	5,000	5,000	16,972	(11,972)	-239.44%
Other Services & Charges		68,490	68,490	53,620	14,870	21.71%
Communications	F	7,000	7,000	25,761	(18,761)	-268.02%
Information Technology		13,400	13,400	18,964	(5,564)	-41.52%
Supplies		200	200	2,494	(2,294)	-1146.76%
Operations & Maintenance		154,600	154,600	126,329	28,271	18.29%
Equipment Purchases		2,200	2,200	3,315	(1,115)	-50.70%
Depreciation		40,000	40,000	40,000	0	0.00%
Subtotal Before Allocations		$ 530,342	$ 530,342	$ 521,823	$ 8,519	1.61%
Allocation of Support Departments		216,247	216,247	214,407	1,840	0.85%
Total Operating Expenses		**$ 746,589**	**$ 746,589**	**$ 736,230**	**$ 10,359**	**1.39%**
Operating Surplus/(Deficit)		**$ (5)**	**$ (5)**	**$ 12,914**		

Debt Service Budget vs. Actual

	Budget FY 2025	Budget Year-to-Date	Actual Year-to-Date	Budget vs. Actual	Variance Percentage
Revenues					
Debt Service Rate Revenue	$ 190,416	$ 190,416	$ 190,416	$ -	0.00%
Trust Fund Interest	4,000	4,000	3,331	(669)	-16.72%
Reserve Fund Interest	7,000	7,000	8,015	1,015	14.49%
Total Debt Service Revenues	**$ 201,416**	**$ 201,416**	**$ 201,762**	**$ 346**	**0.17%**
Debt Service Costs					
Total Principal & Interest	$ 148,815	$ 148,815	$ 148,815	$ -	0.00%
Reserve Additions-Interest	7,000	7,000	8,015	(1,015)	-14.49%
Estimated New Principal & Interest	45,600	45,600	45,600	-	0.00%
Total Debt Service Costs	**$ 201,415**	**$ 201,415**	**$ 202,430**	**$ (1,015)**	**-0.50%**
Debt Service Surplus/(Deficit)	**$ 1**	**$ 1**	**$ (668)**		

Rate Center Summary

Total Revenues	$ 948,000	$ 948,000	$ 950,905	$ 2,905	0.31%
Total Expenses	948,004	948,004	938,659	9,345	0.99%
Surplus/(Deficit)	**$ (4)**	**$ (4)**	**$ 12,246**		
Costs per 1000 Gallons	$ 43.33		$ 41.37		
Operating and DS	$ 55.02		$ 52.75		
Thousand Gallons Treated	17,230	17,230	17,795	565	3.28%
or					
Flow (MGD)	0.047		0.049		

Rivanna Water & Sewer Authority
Monthly Financial Statements - June 2025

Urban Wastewater Rate Center
Revenues and Expenses Summary

Operating Budget vs. Actual

	Notes	Budget FY 2025	Budget Year-to-Date	Actual Year-to-Date	Budget vs. Actual	Variance Percentage
Revenues						
Operations Rate Revenue		$ 11,007,464	$ 11,007,464	$ 11,612,762	$ 605,298	5.50%
Stone Robinson WWTP		17,768	17,768	14,032	(3,736)	-21.03%
Septage Acceptance		600,000	600,000	586,127	(13,873)	-2.31%
Nutrient Credits		50,000	50,000	108,805	58,805	117.61%
Miscellaneous Revenue		-	-	-	-	
Interest Allocation		74,000	74,000	114,293	40,293	54.45%
Total Operating Revenues		**$ 11,749,232**	**$ 11,749,232**	**$ 12,436,019**	**$ 686,787**	**5.85%**
Expenses						
Personnel Cost	**B**	$ 1,615,345	$ 1,615,345	$ 1,650,273	$ (34,928)	-2.16%
Professional Services	**C**	35,000	35,000	46,519	(11,519)	-32.91%
Other Services & Charges		2,721,750	2,721,750	2,662,367	59,383	2.18%
Communications		14,800	14,800	14,859	(59)	-0.40%
Information Technology		95,500	95,500	92,908	2,592	2.71%
Supplies		2,600	2,600	2,152	448	17.24%
Operations & Maintenance	**E**	2,190,500	2,190,500	2,291,999	(101,499)	-4.63%
Equipment Purchases		73,500	73,500	77,393	(3,893)	-5.30%
Depreciation		470,000	470,000	470,000	(0)	0.00%
Subtotal Before Allocations		$ 7,218,995	$ 7,218,995	$ 7,308,470	$ (89,475)	-1.24%
Allocation of Support Departments		4,530,238	4,530,238	4,504,246	25,993	0.57%
Total Operating Expenses		**$ 11,749,233**	**$ 11,749,233**	**$ 11,812,716**	**$ (63,482)**	**-0.54%**
Operating Surplus/(Deficit)		**$ (1)**	**$ (1)**	**$ 623,304**		

Debt Service Budget vs. Actual

	Budget FY 2025	Budget Year-to-Date	Actual Year-to-Date	Budget vs. Actual	Variance Percentage
Revenues					
Debt Service Rate Revenue	$ 10,156,560	$ 10,156,560	$ 10,156,560	$ -	0.00%
Septage Receiving Support - County	109,440	109,440	109,440	-	0.00%
Trust Fund Interest	208,200	208,200	174,888	(33,312)	-16.00%
Reserve Fund Interest	731,800	731,800	742,144	10,344	1.41%
Total Debt Service Revenues	**$ 11,206,000**	**$ 11,206,000**	**$ 11,183,032**	**$ (22,968)**	**-0.20%**
Debt Service Costs					
Total Principal & Interest	$ 7,780,072	$ 7,780,072	$ 9,647,905	$ (1,867,833)	-24.01%
Reserve Additions-Interest	731,800	731,800	742,144	(10,344)	-1.41%
Debt Service Ratio Charge	325,000	325,000	325,000	-	0.00%
Est. New Debt Service - CIP Growth	2,368,300	2,368,300	500,467	1,867,833	78.87%
Total Debt Service Costs	**$ 11,205,172**	**$ 11,205,172**	**$ 11,215,516**	**$ (10,344)**	**-0.09%**
Debt Service Surplus/(Deficit)	**$ 828**	**$ 828**	**$ (32,484)**		

Rate Center Summary

Total Revenues	$ 22,955,232	$ 22,955,232	$ 23,619,052	$ 663,820	2.89%
Total Expenses	22,954,405	22,954,405	23,028,231	(73,826)	-0.32%
Surplus/(Deficit)	**$ 827**	**$ 827**	**$ 590,820**		
Costs per 1000 Gallons	$ 3.47		$ 3.30		
Operating and DS	$ 6.77		$ 6.44		
Thousand Gallons Treated	3,390,400	3,390,400	3,576,459	186,059	5.49%
or					
Flow (MGD)	9.289		9.799		

Rivanna Water & Sewer Authority
Monthly Financial Statements - June 2025

Glenmore Wastewater Rate Center
Revenues and Expenses Summary

	Notes	Budget FY 2025	Budget Year-to-Date	Actual Year-to-Date	Budget vs. Actual	Variance Percentage
Operating Budget vs. Actual						
Revenues						
Operations Rate Revenue		$ 533,112	$ 533,112	$ 533,112	$ -	0.00%
Interest Allocation		3,700	3,700	5,625	1,925	52.03%
Total Operating Revenues		**$ 536,812**	**$ 536,812**	**$ 538,737**	**$ 1,925**	**0.36%**
Expenses						
Personnel Cost		$ 133,566	$ 133,566	$ 138,268	$ (4,703)	-3.52%
Professional Services		10,000	10,000	738	9,263	92.63%
Other Services & Charges		41,840	41,840	51,526	(9,686)	-23.15%
Communications	F	3,700	3,700	22,365	(18,665)	-504.46%
Information Technology		14,350	14,350	1,021	13,329	92.89%
Supplies		-	-	-	-	
Operations & Maintenance	E	130,600	130,600	161,644	(31,044)	-23.77%
Equipment Purchases		3,500	3,500	3,500	(0)	0.00%
Depreciation		40,000	40,000	40,000	0	0.00%
Subtotal Before Allocations		$ 377,556	$ 377,556	$ 419,062	$ (41,506)	-10.99%
Allocation of Support Departments		159,262	159,262	155,984	3,277	2.06%
Total Operating Expenses		**$ 536,818**	**$ 536,817**	**$ 575,046**	**$ (38,229)**	**-7.12%**
Operating Surplus/(Deficit)		**$ (6)**	**$ (5)**	**$ (36,309)**		
Debt Service Budget vs. Actual						
Revenues						
Debt Service Rate Revenue		$ 48,780	$ 48,780	$ 48,780	$ -	0.00%
Trust Fund Interest		500	500	434	(66)	-13.10%
Reserve Fund Interest		-	-	-	-	
Total Debt Service Revenues		**$ 49,280**	**$ 49,280**	**$ 49,214**	**$ (66)**	**-0.13%**
Debt Service Costs						
Total Principal & Interest		$ 18,720	$ 18,720	$ 18,720	$ -	0.00%
Estimated New Principal & Interest		30,560	30,560	30,560	-	0.00%
Reserve Additions-Interest		-	-	-	-	
Total Debt Service Costs		**$ 49,280**	**$ 49,280**	**$ 49,280**	**$ -**	**0.00%**
Debt Service Surplus/(Deficit)		**$ -**	**$ -**	**$ (66)**		

Rate Center Summary

Total Revenues	$ 586,092	$ 586,092	$ 587,952	$ 1,860	0.32%
Total Expenses	586,098	586,097	624,326	(38,229)	-6.52%
Surplus/(Deficit)	**$ (6)**	**$ (5)**	**$ (36,375)**		
Costs per 1000 Gallons	$ 12.97		$ 12.13		
Operating and DS	$ 14.16		$ 13.17		
Thousand Gallons Treated	41,401	41,401	47,401	6,000	**14.49%**
or					
Flow (MGD)	0.113		0.130		

Rivanna Water & Sewer Authority
Monthly Financial Statements - June 2025

Scottsville Wastewater Rate Center
Revenues and Expenses Summary

Operating Budget vs. Actual

	Notes	Budget FY 2025	Budget Year-to-Date	Actual Year-to-Date	Budget vs. Actual	Variance Percentage
Revenues						
Operations Rate Revenue		$ 405,420	$ 405,420	$ 405,420	$ -	0.00%
Interest Allocation		2,700	2,700	4,347	1,647	60.99%
Total Operating Revenues		**$ 408,120**	**$ 408,120**	**$ 409,767**	**$ 1,647**	**0.40%**
Expenses						
Personnel Cost		$ 133,636	$ 133,636	$ 138,268	$ (4,633)	-3.47%
Professional Services	C	5,000	5,000	39,959	(34,959)	-699.17%
Other Services & Charges		33,400	33,400	31,381	2,019	6.05%
Communications		3,650	3,650	6,653	(3,003)	-82.27%
Information Technology		15,150	15,150	13,236	1,914	12.63%
Supplies		-	-	-	-	
Operations & Maintenance		44,500	44,500	45,500	(1,000)	-2.25%
Equipment Purchases		3,500	3,500	3,500	(0)	0.00%
Depreciation		20,000	20,000	20,000	(0)	0.00%
Subtotal Before Allocations		$ 258,836	$ 258,836	$ 298,497	$ (39,661)	-15.32%
Allocation of Support Departments		149,278	149,278	146,027	3,251	2.18%
Total Operating Expenses		**$ 408,114**	**$ 408,114**	**$ 444,524**	**$ (36,410)**	**-8.92%**
Operating Surplus/(Deficit)		**$ 6**	**$ 6**	**$ (34,757)**		

Debt Service Budget vs. Actual

Revenues					
Debt Service Rate Revenue	$ 32,556	$ 32,556	$ 32,556	$ -	0.00%
Trust Fund Interest	200	200	181	(19)	-9.46%
Reserve Fund Interest	3,400	3,400	3,206	(194)	-5.71%
Total Debt Service Revenues	**$ 36,156**	**$ 36,156**	**$ 35,943**	**$ (213)**	**-0.59%**
Debt Service Costs					
Total Principal & Interest	$ 7,453	$ 7,453	$ 7,453	$ -	0.00%
Reserve Additions-Interest	3,400	3,400	3,206	194	5.71%
Estimated New Principal & Interest	25,300	25,300	25,300	-	0.00%
Total Debt Service Costs	**$ 36,153**	**$ 36,153**	**$ 35,959**	**$ 194**	**0.54%**
Debt Service Surplus/(Deficit)	**$ 3**	**$ 3**	**$ (16)**		

Rate Center Summary

Total Revenues	$ 444,276	$ 444,276	$ 445,710	$ 1,434	0.32%
Total Expenses	444,267	444,267	480,483	(36,216)	-8.15%
Surplus/(Deficit)	**$ 9**	**$ 9**	**$ (34,773)**		
Costs per 1000 Gallons	$ 17.26		$ 21.12		
Operating and DS	$ 18.79		$ 22.83		
Thousand Gallons Treated	23,643	23,643	21,045	(2,598)	**-10.99%**
or					
Flow (MGD)	0.065		0.058		

Rivanna Water & Sewer Authority
Monthly Financial Statements - June 2025

Administration and Communication

Operating Budget vs. Actual

	Notes	Budget FY 2025	Budget Year-to-Date	Actual Year-to-Date	Budget vs. Actual	Variance Percentage
Revenues						
Payment for Services SWA		$ 364,200	$ 364,200	$ 364,200	$ -	0.00%
Miscellaneous Revenue		-	-	6,140	6,140	
Total Operating Revenues		**$ 364,200**	**$ 364,200**	**$ 370,340**	**$ 6,140**	**1.69%**
Expenses						
Personnel Cost	**B**	$ 1,348,563	$ 1,348,563	$ 1,443,430	$ (94,866)	-7.03%
Professional Services	**C**	153,250	153,250	221,848	(68,598)	-44.76%
Other Services & Charges		161,100	161,100	127,296	33,804	20.98%
Communications		9,700	9,700	5,697	4,003	41.27%
Information Technology		5,000	5,000	5,542	(542)	-10.84%
Supplies		14,000	14,000	15,639	(1,639)	-11.71%
Operations & Maintenance		57,250	57,250	61,624	(4,374)	-7.64%
Equipment Purchases		9,000	9,000	9,000	-	0.00%
Depreciation		-	-	-	-	
Total Operating Expenses		**$ 1,757,863**	**$ 1,757,863**	**$ 1,890,076**	**$ (132,212)**	**-7.52%**

Department Summary

Net Costs Allocable to Rate Centers		**$ (1,393,663)**	**$ (1,393,663)**	**$ (1,519,736)**	**$ 126,073**	**-9.05%**
Allocations to the Rate Centers						
Urban Water	44.00%	**$ 613,212**	**$ 613,212**	**$ 668,684**	**$ (55,472)**	
Crozet Water	4.00%	**$ 55,747**	**55,747**	**60,789**	**(5,043)**	
Scottsville Water	2.00%	**$ 27,873**	**27,873**	**30,395**	**(2,521)**	
Urban Wastewater	48.00%	**$ 668,958**	**668,958**	**729,473**	**(60,515)**	
Glenmore Wastewater	1.00%	**$ 13,937**	**13,937**	**15,197**	**(1,261)**	
Scottsville Wastewater	1.00%	**$ 13,937**	**13,937**	**15,197**	**(1,261)**	
	100.00%	**$ 1,393,663**	**$ 1,393,663**	**$ 1,519,736**	**$ (126,073)**	

Rivanna Water & Sewer Authority
Monthly Financial Statements - June 2025

Finance and Information Technology

Operating Budget vs. Actual

	Notes	Budget FY 2025	Budget Year-to-Date	Actual Year-to-Date	Budget vs. Actual	Variance Percentage
Revenues						
Payment for Services SWA		$ 541,000	$ 541,000	$ 541,000	$ -	0.00%
Miscellaneous Revenue		-	-	2,547	2,547	
Total Operating Revenues		**$ 541,000**	**$ 541,000**	**$ 543,547**	**$ 2,547**	**0.47%**
Expenses						
Personnel Cost	**B**	$ 2,083,478	$ 2,083,478	$ 2,147,063	$ (63,585)	-3.05%
Professional Services		42,000	42,000	46,874	(4,874)	-11.60%
Other Services & Charges		46,000	46,000	50,396	(4,396)	-9.56%
Communication	**F**	65,000	65,000	75,977	(10,977)	-16.89%
Information Technology	**D**	962,850	962,850	1,129,688	(166,838)	-17.33%
Supplies		14,500	14,500	9,073	5,427	37.43%
Operations & Maintenance		5,000	5,000	6,398	(1,398)	-27.97%
Equipment Purchases		7,500	7,500	7,500	-	0.00%
Depreciation		-	-	-	-	
Total Operating Expenses		**$ 3,226,328**	**$ 3,226,328**	**$ 3,472,968**	**$ (246,639)**	**-7.64%**

Department Summary

Net Costs Allocable to Rate Centers		**$ (2,685,328)**	**$ (2,685,328)**	**$ (2,929,420)**	**$ 244,092**	**-9.09%**
Allocations to the Rate Centers						
Urban Water	44.00%	**$ 1,181,544**	**$ 1,181,544**	**$ 1,288,945**	**$ (107,401)**	
Crozet Water	4.00%	**$ 107,413**	**107,413**	**117,177**	**(9,764)**	
Scottsville Water	2.00%	**$ 53,707**	**53,707**	**58,588**	**(4,882)**	
Urban Wastewater	48.00%	**$ 1,288,957**	**1,288,957**	**1,406,122**	**(117,164)**	
Glenmore Wastewater	1.00%	**$ 26,853**	**26,853**	**29,294**	**(2,441)**	
Scottsville Wastewater	1.00%	**$ 26,853**	**26,853**	**29,294**	**(2,441)**	
	100.00%	**$ 2,685,328**	**$ 2,685,328**	**$ 2,929,420**	**$ (244,092)**	

Rivanna Water & Sewer Authority
Monthly Financial Statements - June 2025

Maintenance

Operating Budget vs. Actual

	Notes	*Budget FY 2025*	*Budget Year-to-Date*	*Actual Year-to-Date*	*Budget vs. Actual*	*Variance Percentage*
Revenues						
Payment for Services SWA		$ -	$ -	$ -	$ -	
Miscellaneous Revenue		-	-	7,848	7,848	
Total Operating Revenues		**$ -**	**$ -**	**$ 7,848**	**$ 7,848**	
Expenses						
Personnel Cost	**B**	$ 1,645,860	$ 1,645,860	$ 1,689,240	$ (43,380)	-2.64%
Professional Services		10,000	10,000	-	10,000	100.00%
Other Services & Charges		29,140	29,140	29,683	(543)	-1.86%
Communications		16,200	16,200	20,307	(4,107)	-25.35%
Information Technology		7,500	7,500	4,688	2,812	37.49%
Supplies		3,500	3,500	-	3,500	100.00%
Operations & Maintenance		138,800	138,800	122,280	16,520	11.90%
Equipment Purchases		145,750	145,750	133,087	12,663	8.69%
Depreciation		-	-	-	-	
Total Operating Expenses		**$ 1,996,750**	**$ 1,996,750**	**$ 1,999,286**	**$ (2,535)**	**-0.13%**

Department Summary

Net Costs Allocable to Rate Centers		**$ (1,996,750)**	**$ (1,996,750)**	**$ (1,991,438)**	**$ 10,383**	**-0.52%**
Allocations to the Rate Centers						
Urban Water	30.00%	**$ 599,025**	**$ 599,025**	**$ 597,431**	**$ 1,594**	
Crozet Water	3.50%	**69,886**	**69,886**	**69,700**	**186**	
Scottsville Water	3.50%	**69,886**	**69,886**	**69,700**	**186**	
Urban Wastewater	56.50%	**1,128,164**	**1,128,164**	**1,125,162**	**3,002**	
Glenmore Wastewater	3.50%	**69,886**	**69,886**	**69,700**	**186**	
Scottsville Wastewater	3.00%	**59,903**	**59,903**	**59,743**	**159**	
	100.00%	**$ 1,996,750**	**$ 1,996,750**	**$ 1,991,438**	**$ 5,313**	

Rivanna Water & Sewer Authority
Monthly Financial Statements - June 2025

Laboratory

Operating Budget vs. Actual

	Notes	*Budget FY 2025*	*Budget Year-to-Date*	*Actual Year-to-Date*	*Budget vs. Actual*	*Variance Percentage*
Revenues						
N/A						
Expenses						
Personnel Cost		$ 463,225	$ 463,225	$ 458,948	$ 4,278	0.92%
Professional Services		-	-	-	-	
Other Services & Charges		9,550	9,550	7,022	2,528	26.48%
Communications		1,050	1,050	4,038	(2,988)	-284.57%
Information Technology		-	-	727	(727)	
Supplies		1,300	1,300	2,313	(1,013)	-77.91%
Operations & Maintenance		133,600	133,600	108,571	25,029	18.73%
Equipment Purchases		23,900	23,900	4,201	19,699	82.42%
Depreciation		-	-	-	-	
Total Operating Expenses		**$ 632,625**	**$ 632,625**	**$ 585,818**	**$ 46,807**	**7.40%**

Department Summary

Net Costs Allocable to Rate Centers		**$ (632,625)**	**$ (632,625)**	**$ (585,818)**	**$ (46,807)**	**7.40%**
Allocations to the Rate Centers						
Urban Water	44.00%	**$ 278,355**	**$ 278,355**	**$ 257,760**	**$ 20,595**	
Crozet Water	4.00%	**25,305**	**25,305**	**23,433**	**1,872**	
Scottsville Water	2.00%	**12,653**	**12,653**	**11,716**	**936**	
Urban Wastewater	47.00%	**297,334**	**297,334**	**275,335**	**21,999**	
Glenmore Wastewater	1.50%	**9,489**	**9,489**	**8,787**	**702**	
Scottsville Wastewater	1.50%	**9,489**	**9,489**	**8,787**	**702**	
	100.00%	**$ 632,625**	**$ 632,625**	**$ 585,818**	**$ 46,807**	

Rivanna Water & Sewer Authority
Monthly Financial Statements - June 2025

Engineering

Operating Budget vs. Actual

	Notes	*Budget FY 2025*	*Budget Year-to-Date*	*Actual Year-to-Date*	*Budget vs. Actual*	*Variance Percentage*
Revenues						
Payment for Services SWA		$ -	$ -	$ 15,175	$ 15,175	
Total Operating Revenues		**$ -**	**$ -**	**$ 15,175**	**$ 15,175**	
Expenses						
Personnel Cost		$ 2,216,684	$ 2,216,684	$ 1,985,059	$ 231,625	10.45%
Professional Services		32,500	32,500	13,649	18,851	58.00%
Other Services & Charges		20,465	20,465	10,766	9,699	47.39%
Communications		15,150	15,150	14,526	624	4.12%
Information Technology		211,900	211,900	106,384	105,516	49.80%
Supplies		5,600	5,600	6,074	(474)	-8.47%
Operations & Maintenance		82,620	82,620	57,566	25,054	30.32%
Equipment Purchases		21,500	21,500	21,500	0	0.00%
Depreciation		-	-	-	-	
Total Operating Expenses		**$ 2,606,419**	**$ 2,606,419**	**$ 2,215,524**	**$ 390,895**	**15.00%**

Department Summary

Net Costs Allocable to Rate Centers		**$ (2,606,419)**	**$ (2,606,419)**	**$ (2,200,349)**	**$ (375,720)**	**14.42%**
Allocations to the Rate Centers						
Urban Water	47.00%	**$ 1,225,017**	**$ 1,225,017**	**$ 1,034,164**	**$ 190,853**	
Crozet Water	4.00%	**104,257**	**104,257**	**88,014**	**16,243**	
Scottsville Water	2.00%	**52,128**	**52,128**	**44,007**	**8,121**	
Urban Wastewater	44.00%	**1,146,824**	**1,146,824**	**968,154**	**178,671**	
Glenmore Wastewater	1.50%	**39,096**	**39,096**	**33,005**	**6,091**	
Scottsville Wastewater	1.50%	**39,096**	**39,096**	**33,005**	**6,091**	
	100.00%	**$ 2,606,419**	**$ 2,606,419**	**$ 2,200,349**	**$ 406,070**	

Rivanna Water and Sewer Authority
Flow Graphs

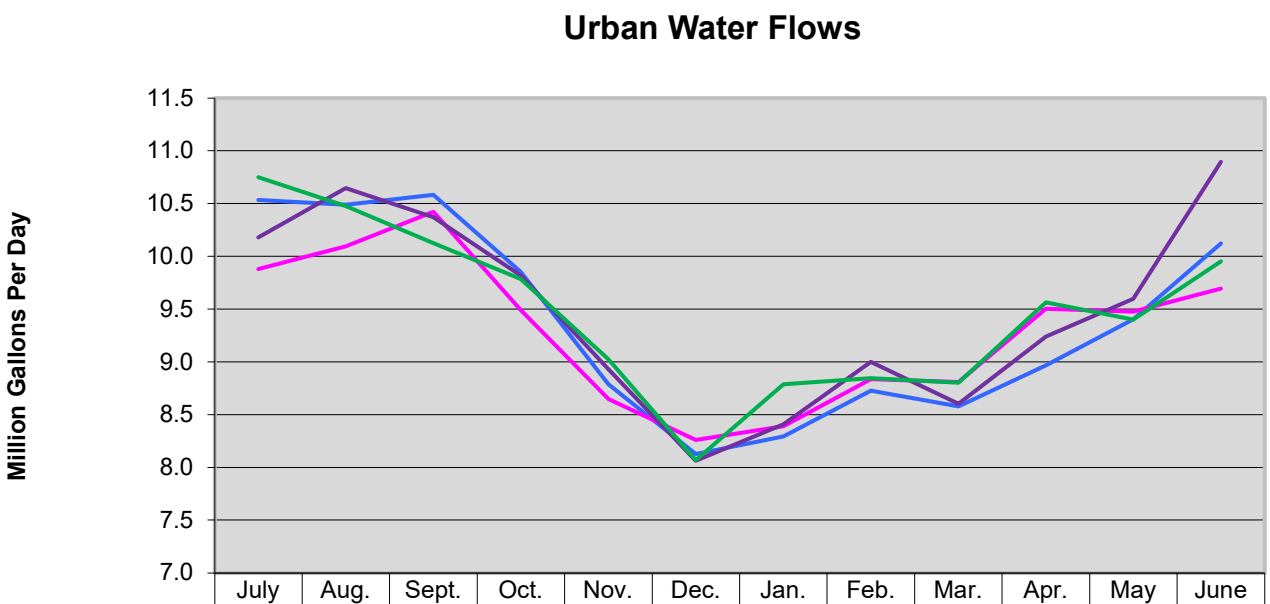

	July	Aug.	Sept.	Oct.	Nov.	Dec.	Jan.	Feb.	Mar.	Apr.	May	June
5 YR AVG.	10.53	10.49	10.58	9.85	8.79	8.13	8.29	8.73	8.58	8.97	9.40	10.12
FY 2023	9.88	10.10	10.42	9.49	8.65	8.26	8.39	8.84	8.81	9.50	9.48	9.69
FY 2024	10.18	10.64	10.37	9.82	8.93	8.06	8.41	9.00	8.60	9.24	9.60	10.90
FY 2025	10.75	10.47	10.12	9.78	9.02	8.07	8.79	8.85	8.80	9.56	9.40	9.95

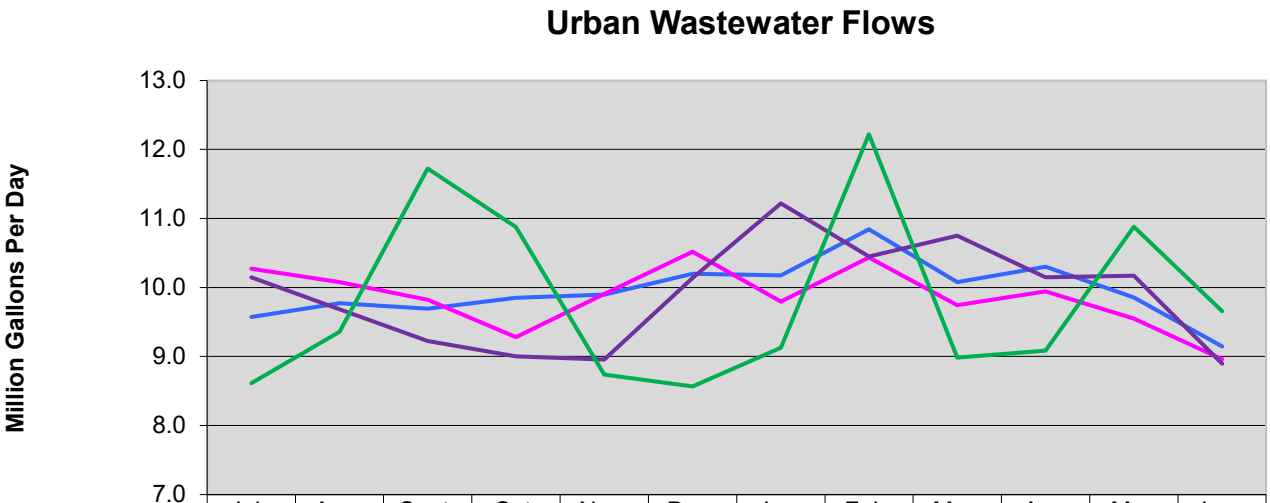

	July	Aug.	Sept.	Oct.	Nov.	Dec.	Jan.	Feb.	Mar.	Apr.	May	June
5 YR AVG	9.57	9.77	9.69	9.85	9.89	10.20	10.17	10.84	10.08	10.30	9.86	9.15
FY 2023	10.27	10.07	9.82	9.28	9.90	10.52	9.79	10.43	9.74	9.94	9.55	8.96
FY 2024	10.15	9.68	9.22	9.00	8.95	10.14	11.22	10.45	10.75	10.15	10.17	8.89
FY 2025	8.61	9.36	11.72	10.88	8.74	8.56	9.13	12.22	8.98	9.09	10.88	9.65

RIVANNA WATER & SEWER AUTHORITY
695 Moores Creek Lane | Charlottesville, Virginia 22902-9016
434.977.2970
434.293.8858
www.rivanna.org

MEMORANDUM

TO: RIVANNA WATER & SEWER AUTHORITY BOARD OF DIRECTORS

FROM: DANIEL G. CAMPBELL, DIRECTOR OF OPERATIONS & ENVIRONMENTAL SERVICES

REVIEWED BY: DAVE TUNGATE, DEPUTY EXECUTIVE DIRECTOR
BILL MAWYER, EXECUTIVE DIRECTOR

SUBJECT: OPERATIONS REPORT FOR JULY 2025

DATE: AUGUST 26, 2025

WATER OPERATIONS:

The average and maximum daily water volumes produced in July 2025 were as follows:

Water Treatment Plant	*Average Daily Production (MGD)*	*Maximum Daily Production in the Month (MGD)*
South Rivanna	9.34	10.11 (7/23/2025)
Observatory	1.07	2.40 (7/30/2025)
North Rivanna	0.02	0.40 (7/1/2025)
Urban Total	10.43	12.40 (7/30/2025)
Crozet	0.67	0.95 (7/25/2025)
Scottsville	0.06	0.084 (7/2/2025)
Red Hill	0.0024	0.01 (7/1/2025)
RWSA Total	11.16	-

- All RWSA water treatment facilities were in regulatory compliance during the month of July.

SOUTH RIVANNA WATER TREATMENT PLANT BULK FLUORIDE TANK LEAK

On Tuesday, July 22, 2025, at approximately 5:30pm, an Operator at the South Rivanna Water Treatment Plant noticed fluoride leaking out of the 6,000-gallon polyethylene bulk storage tank while making rounds of the treatment plant. RWSA safety manager and water operations management team were contacted and responded to the SRWTP. Approximately 400 gallons of fluoride that leaked from the

tank was completely contained by the concrete secondary containment built around the tank for this exact purpose.

RWSA contacted an emergency spill and clean-up contractor. This contractor (HEPACO) responded as soon as possible and safely removed the spilled chemical from the containment area and remaining chemical from the storage tank on Wednesday July 23, 2025.

Currently, the bulk fluoride tank remains out of service and RWSA has started a warranty claim with the tank manufacturer. The SRWTP is continuing fluoridation using a smaller day tank until a replacement tank can be sourced or repairs can be made to the bulk tank.





Status of Reservoirs (as of August 15, 2025):

- Urban Reservoirs are 99% of Total Useable Capacity
  - South Rivanna Reservoir is 100% full
  - Ragged Mountain Reservoir is 98% full
- Sugar Hollow Reservoir is 99% full
- Beaver Creek Reservoir (Crozet) is 100% full
- Totier Creek Reservoir (Scottsville) is 100% full

WASTEWATER OPERATIONS:

All RWSA Water Resource Recovery Facilities (WRRFs) were in regulatory compliance with their effluent limitations during July 2025. Performance of the WRRFs in July was as follows compared to the respective VDEQ permit limits:

WRRF	***Average Daily Effluent Flow (MGD)***	***Average $CBOD_5$ (ppm)***		***Average Total Suspended Solids (ppm)***		***Average Ammonia (ppm)***	
		RESULT	***LIMIT***	***RESULT***	***LIMIT***	***RESULT***	***LIMIT***
Moores Creek	10.04	<QL	9	<QL	22	<QL	2.2
Glenmore	0.151	5	15	7.6	30	NR	NL
Scottsville	0.067	<QL	15	3.5	30	NR	NL
Stone Robinson	0.0004	NR	30	NR	30	NR	NL

NR = Not Required

NL = No Limit

<QL: Less than analytical method quantitative level (2.0 ppm for CBOD, 1.0 ppm for TSS, and 0.1 ppm for Ammonia).

Nutrient discharges at the Moores Creek AWRRF were as follows for July 2025.

State Annual Allocation (lb./yr.) Permit		***Average Monthly Allocation (lb./mo.) ****	***Moores Creek Discharge July (lb./mo.)***	***Performance as % of monthly average Allocation****	***Year to Date Performance as % of annual allocation***
Nitrogen	282,994	23,583	6,999	30%	23%
Phosphorous	18,525	1,636	276	17%	9%

*State allocations are expressed as annual amounts. One-twelfth of that allocation is an internal monthly benchmark for comparative purposes only.

WATER AND WASTEWATER DATA:

The following graphs are provided for review:

- Usable Urban Reservoir Water Storage
- Urban Water and Wastewater Flows versus Rainfall

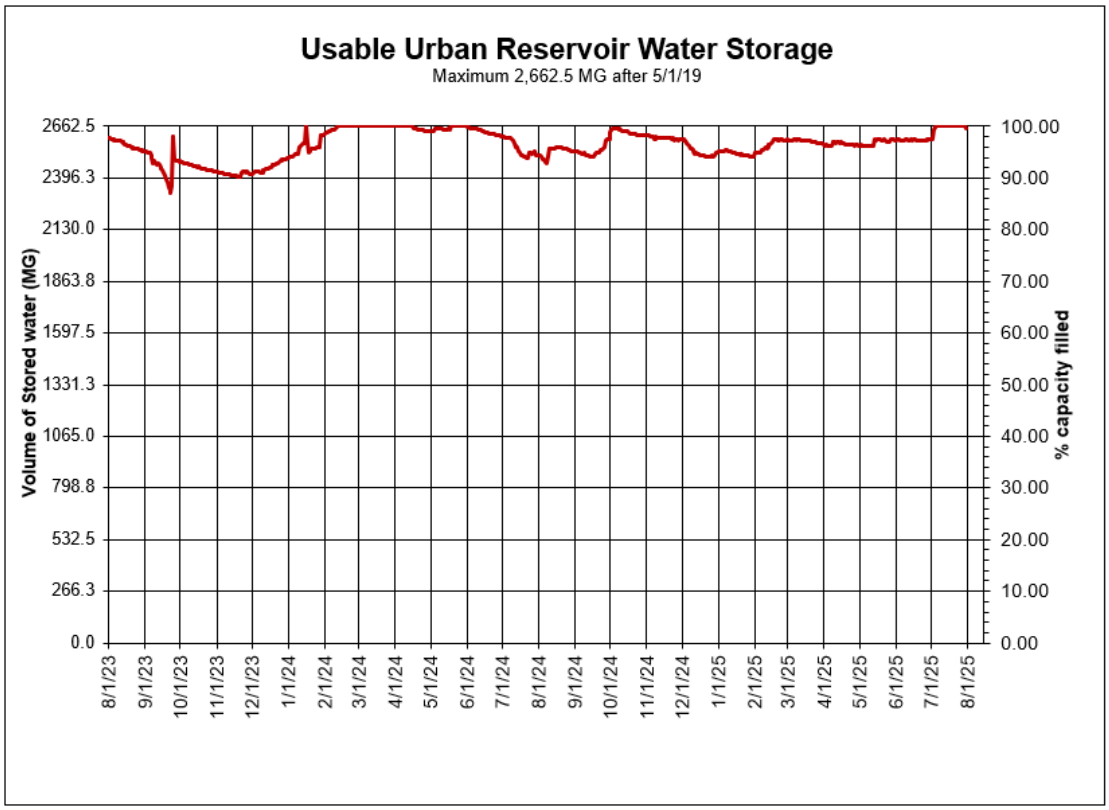

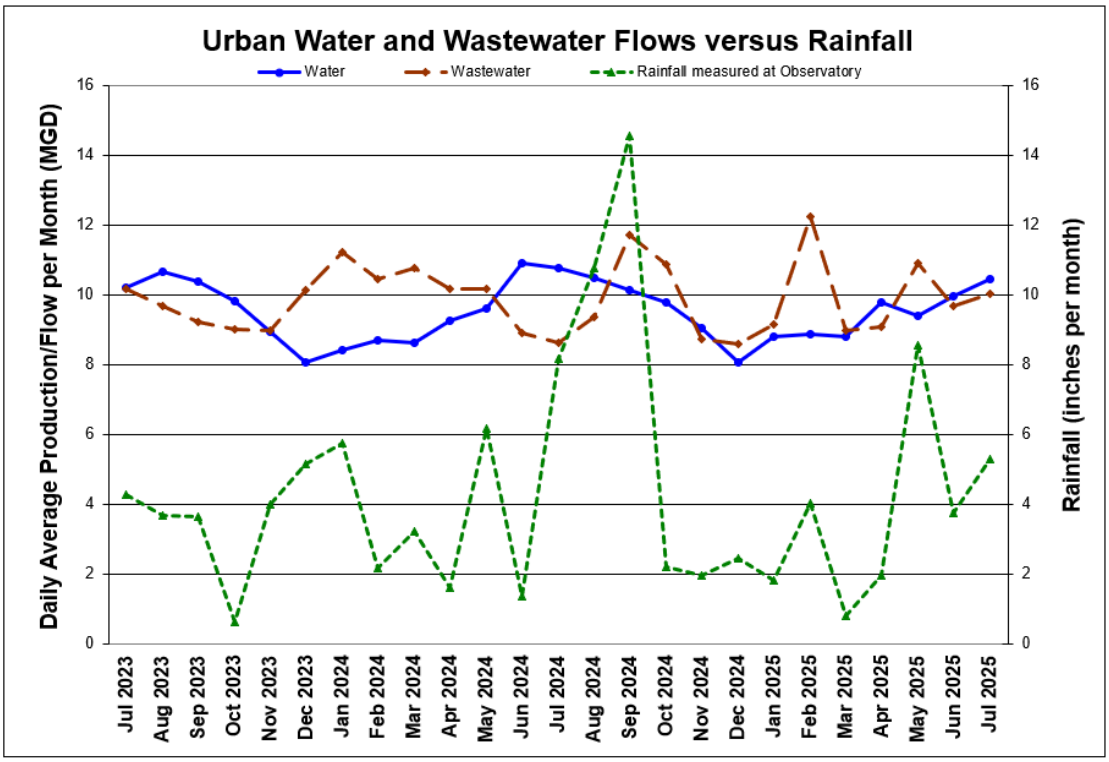
Urban Water and Wastewater Flows versus Rainfall
Water
Wastewater
Rainfall measured at Observatory
Daily Average Production/Flow per Month (MGD)
Rainfall (inches per month)
0
2
4
6
8
10
12
14
16
Jul 2023
Aug 2023
Sep 2023
Oct 2023
Nov 2023
Dec 2023
Jan 2024
Feb 2024
Mar 2024
Apr 2024
May 2024
Jun 2024
Jul 2024
Aug 2024
Sep 2024
Oct 2024
Nov 2024
Dec 2024
Jan 2025
Feb 2025
Mar 2025
Apr 2025
May 2025
Jun 2025
Jul 2025

RIVANNA WATER & SEWER AUTHORITY
695 Moores Creek Lane | Charlottesville, Virginia 22902-9016
434.977.2970
434.293.8858
www.rivanna.org

MEMORANDUM

TO: RIVANNA WATER & SEWER AUTHORITY BOARD OF DIRECTORS

FROM: JENNIFER WHITAKER, DIRECTOR OF ENGINEERING & MAINTENANCE

REVIEWED BY: DAVE TUNGATE, DEPUTY EXECUTIVE DIRECTOR
BILL MAWYER, EXECUTIVE DIRECTOR

SUBJECT: CIP PROJECTS REPORT

DATE: AUGUST 26, 2025

This memorandum reports on the status of the following major Capital Projects as well as other significant operating, maintenance, and planning projects. *Recent budget changes, if any, are highlighted in the project information below.*

For the current CIP and additional project information, please visit: https://www.rivanna.org/wp-content/uploads/2024/06/2025-2029-CIP-Final-Draft.pdf

Summary

	Project	Construction Start Date	Construction Completion Date
1	Central Water Line, Phase 1	October 2025	December 2029
2	Red Hill Water Treatment Plant Upgrades	January 2025	June 2026
3	South Fork Rivanna River Crossing	December 2024	January 2027
4	RMR to OBWTP Raw Water Line and Pump Station	February 2025	June 2029
5	MC Building Upfits and Gravity Thickener Improvements	May 2025	May 2027
6	MC Structural and Concrete Rehabilitation	May 2025	May 2027
7	Crozet Pump Stations Rehabilitation	April 2026	April 2028
8	MC Administration Building Renovation and Addition	August 2025	December 2027
9	SRWTP – PAC Upgrades	November 2025	June 2027
10	RMR Pool Raise	September 2025	December 2026
11	Crozet WTP GAC Expansion – Phase I	March 2026	May 2028
12	Central Water Line, Phase 2	March 2026	May 2028
13	MC Pump Station Slide Gates, Valves, Bypass, and Septage Receiving Upgrades	June 2026	December 2027
14	SRR to RMR Pipeline, Intake, and Facilities	May 2026	December 2030
15	Beaver Creek Dam, Pump Station, and Piping	January 2027	December 2030
16	Upper Schenks Branch Interceptor, Phase II	2026	2028

17	Glenmore WRRF Phase 1	June 2026	January 2028
18	Dam Concrete and Steel Repairs	May 2026	April 2027
19	SVWRRF Generator	June 2026	June 2027
20	SVWRRF Permit Modification Upgrades	May 2026	May 2027

Under Construction

1. Central Water Line, Phase 1
2. Red Hill Water Treatment Plant Upgrades
3. South Fork Rivanna River Crossing
4. RMR to OBWTP Raw Water Line and Pump Station
5. MC Building Upfits and Gravity Thickener Improvements
6. MC Structural and Concrete Rehabilitation
7. Crozet Pump Stations Rehabilitation
8. MC Administration Building Renovation and Addition
9. SRWTP – PAC Upgrades
10. RMR Pool Raise

Design and Bidding

11. Crozet WTP GAC Expansion – Phase I
12. Central Water Line, Phase 2
13. MC Pump Station Slide Gates, Valves, Bypass, and Septage Receiving Upgrades
14. SRR to RMR Pipeline, Intake, and Facilities
15. Beaver Creek Dam, Pump Station, and Piping
16. Upper Schenks Branch Interceptor, Phase II
17. Glenmore WRRF Upgrade Phase 1
18. Dam Concrete and Steel Repairs
19. SVWRRF Generator
20. SVWRRF Permit Modification Upgrades

Planning and Studies

21. MCAWRRF Biogas Upgrades
22. Flood Protection Resiliency Study

Other Significant Projects

23. Urgent and Emergency Repairs
24. Security Enhancements

Under Construction

1. Central Water Line, Phase 1

Design Engineer:	Michael Baker International (Baker)
Construction Contractor:	Sagres Construction Corporation (Alexandria)
Construction Start:	October 2025
Percent Complete:	2%
Base Construction Contract + Change Order to Date = Current Value:	$47,450,000
Completion:	December 2029
Budget:	$58 M

Current Status: Shop drawings for the ductile iron pipe have been approved and pipe is on order. The first phase of the water line construction work will include Stadium Rd, Piedmont Ave, Price Ave, and Lewis St (to the railroad tracks) and is expected to begin in October 2025. A community information meeting is scheduled for September 16, 2025, from 5-6:30 pm at the Carver Recreation Center.

2. Red Hill Water Treatment Plant Upgrades

Design Engineer:	Short Elliot Hendrickson (SEH)
Construction Contractor:	Anderson Construction (Lynchburg)
Construction Start:	January 2025
Percent Complete:	10%
Base Construction Contract + Change Order to Date = Current Value:	$2,067,000 - $324,625 = $1,742,375
Completion:	June 2026
Budget:	$2.05 M

Current Status: Work on the existing pressure tank is complete. The site plan has been approved. Construction of the building expansion will begin after the building permit is approved.

3. South Fork Rivanna River Crossing

Design Engineer:	Michael Baker International (Baker)
Construction Contractor:	Faulconer (Charlottesville)
Construction Start:	December 2024
Percent Complete:	20%
Base Construction Contract + Change Order to Date = Current Value:	$4,916,940 + $250,000 = $5,166,940
Completion:	January 2027
Budget:	$6.25 M

Current Status: Horizontal Directional Drilling subcontractor has completed the pilot hole for the 1,200 LF directional drill and is now back-reaming to enlarge the opening for the water line. A portion of Old Rio Mills Road will be closed for several months as construction of the new 24" water line begins. Contractor completed blasting along Old Rio Mills Rd and will begin water line installation this month.

4. **Ragged Mountain Reservoir to Observatory Water Treatment Plant Raw Water Line and Pump Station**

Design Engineer:	Kimley-Horn
Construction Contractor:	Thalle Construction (North Carolina)
Construction Start:	February 2025
Percent Complete:	10%
Base Construction Contract + Change Order to Date = Current Value:	$56,532,000 - $2,779,390 = $53,752,610
Completion:	June 2029
Budget:	$61.49 M

Current Status: Pipe installation in Hereford Drive near the OBWTP was completed on July 31st . The roadway was repaved and reopened on August 8th. Pipe will be installed between Hereford Drive and Fontaine Avenue over the coming weeks.

5. **MCAWRRF Building Upfits and Gravity Thickener Improvements**

Design Engineer:	Short Elliot Hendrickson (SEH)
Construction Contractor:	English (Lynchburg, VA)
Construction Start:	May 2025
Percent Complete:	8%
Base Construction Contract+ Change Order to Date = Current Value:	$9,821,000 - $189,500 = $9,631,500
Completion:	May 2027
Budget:	$11.8 M

Current Status: The contractor has mobilized equipment and an office trailer to the site and is ordering materials as shop drawings are approved and building permits are issued.

6. **MCAWRRF Structural and Concrete Rehabilitation**

Design Engineer:	Hazen and Sawyer (Hazen)
Construction Contractor:	WM Schlosser (Hyattsville, MD)
Construction Start:	May 2025
Percent Complete:	7%
Base Construction Contract+ Change Order to Date = Current Value:	$13,866,000 - $898,500 = $12,967,500
Completion:	May 2027
Budget:	$15.5 M

Current Status: The contractor has mobilized equipment and an office trailer to the site. Sandblasting and priming of the compost metal structure is underway. Concrete repair work will begin on the Digesters and EQ Basins in late August.

7. **Crozet Pump Stations Rehabilitation**

Design Engineer:	Wiley | Wilson

Construction Contractor:	Waco, Inc. (Sandston, VA)
Construction Start:	April 2026
Percent Complete:	5%
Base Construction Contract+	
Change Order to Date = Current Value:	$9,583,350
Completion:	April 2028
Budget:	$12.35 M

Current Status: Equipment submittals are being processed, and materials are being ordered. We anticipate lengthy material delivery times.

8. Moores Creek Administration Building Renovation and Addition

Design Engineer:	SEH
Construction Contractor	Martin Horn (Charlottesville)
Construction Start:	August 2025
Percent Complete:	4%
Base Construction Contract+	
Change Order to Date = Current Value	$22,094,000
Completion:	December 2027
Budget:	$27.6 M

Current Status: Contractor has begun site work while waiting for building permits to be approved.

9. SRWTP – PAC Upgrades

Design Engineer:	SEH
Construction Contractor	Waco, Inc (Sandston, VA)
Construction Start:	November 2025
Percent Complete:	0%
Base Construction Contract+	
Change Order to Date = Current Value	$1,497,000
Completion:	June 2027
Budget:	$1.82 M

Current Status: NTP has been issued and submittals for the tank are being processed.

10. RMR Pool Raise

Design Engineer:	Schnabel Engineering
Construction Contractor:	Faulconer Construction (Charlottesville, VA)
Construction Start:	September 2025
Percent Complete:	0%
Base Construction Contract+	
Change Order to Date = Current Value	$12,329,000 - $1,310,950 = $11,018,050
Completion:	December 2026
Budget:	$13.2 M

Current Status: An informational meeting for key neighborhood stakeholders and the public will be held on August 28th. Clearing around the reservoir will begin in November.

Design and Bidding

11. Crozet GAC Expansion – Phase I

Design Engineer:	SEH
Project Start:	July 2023
Project Status:	Bidding
Construction Start:	March 2026
Completion:	May 2028
Budget:	$10 M

Current Status: Construction bids were opened on August 7th and are under review by VDH. Anticipate recommending award to the apparent low bidder at the September Board Meeting. $7.24 M in grant funds from VDH will be used for this project.

12. Central Water Line, Phase 2

Design Engineer:	Michael Baker International (Baker)
Project Start:	July 2024
Project Status:	35% Design
Construction Start:	March 2026
Completion:	May 2028
Budget:	$21 M

Current Status: Survey work is complete and water piping design for the E. High Street area is underway. A private easement will be required as well as easements on two City parcels.

13. MC Pump Station Slide Gates, Valves, Bypass, and Septage Receiving Upgrades

Design Engineer:	Hazen and Sawyer (Hazen)
Project Start:	June 2023
Project Status:	90% Design
Construction Start:	June 2026
Completion:	December 2027
Budget:	$9.7 M

Current Status: Final design is proceeding on the project, including incorporation of minor improvements to the south side septage receiving facility equipment. Acquisition of a small parcel outside the MCAWRRF fence line is needed for the construction of this project and the MC Entrance Improvements project and negotiation is underway.

14. SRR to RMR Pipeline, Intake, and Facilities

Design Engineer:	Kimley Horn/SEH
Project Start:	July 2023

Project Status:	95% Design
Construction Start:	May 2026
Completion:	December 2030
Budget:	$117 M

Current Status: The Design Engineer is working on finalizing the bid package, in preparation for advertisement in late September.

15. Beaver Creek Dam, Pump Station and Piping Improvements

Design Engineer:	Schnabel Engineering (Dam)
Design Engineer:	Hazen & Sawyer (Pump Station)
Project Start:	February 2018
Project Status:	75% Design
Construction Start:	January 2027
Completion:	December 2030
Budget:	$62 M

Current Status: Hazen is proceeding with design of the pump station. Final design by Schnabel for the dam spillway upgrades, temporary detour, and spillway bridge is ongoing and accounting for some modifications to the primary spillway and the spillway bridge based on current regulations and design revisions from VDOT. Discussions with the County have been initiated for acquisition or lease of property for the Pump Station. A significant ($20 M) construction grant from the NRCS is anticipated. A Value Engineering workshop was held in May 2025 on the raw water pump station and intake structure and results from this workshop are being evaluated to determine what will be included in the design process.

16. Upper Schenks Branch Interceptor, Phase II

Design Engineer:	CHA Consulting
Project Start:	July 2021
Project Status:	Design
Construction Start:	2026
Completion:	2027
Budget:	$6.4 M for RWSA section; $11 – 15 M including City section

Current Status: Meetings with the County and City are ongoing to finalize the piping design.

17. Glenmore WRRF Upgrade Phase 1

Design Engineer:	SEH
Project Start:	March 2025
Project Status:	Preliminary Engineering
Construction Start:	June 2026
Completion:	January 2028
Budget:	$1.65 M

Current Status: This project will replace wastewater treatment equipment at the end of its useful life and reduce the noise generated from the aeration system blowers. While preliminary design for the majority of the work is underway, replacement of the UV disinfection system was accelerated and construction is expected to begin this month.

18. Dam Concrete and Steel Repairs

Design Engineer:	GAI Consultants
Project Start:	January 2025
Project Status:	10% Design
Construction Start:	May 2026
Completion:	April 2027
Budget:	$1.28 M

Current Status: Structural assessments of the Sugar Hollow, South Rivanna, Lickinghole Creek, and Totier Creek dams were completed. Draft condition assessment reports are under review by staff.

19. SVWRRF Generator

Design Engineer:	Wiley|Wilson
Project Start:	October 2022
Project Status:	90% Design
Construction Start:	June 2026
Completion:	June 2027
Budget:	$0.9 M

Current Status: Staff have reviewed the updated design package and provided comments, as well as reviewed the plans with Town of Scottsville staff. The Design Engineer is finalizing the bid package for advertment later this month.

20. SVWRRF Permit Modification Upgrades

Design Engineer:	Short Elliot Hendrickson (SEH)
Project Start:	July 2025
Project Status:	Work Authorization Development
Construction Start:	May 2026
Completion:	May 2027
Budget:	$588,000

Current Status: This project will include influent pump station and headworks upgrades, aeration piping rehabilitation, a new storage and chemical feed building, and flood resiliency improvements.

Planning and Studies

21. MCAWRRF Biogas Upgrades

Design Engineer:	SEH
Project Start:	October 2021

Project Status: Preliminary Engineering/Study (99%)
Completion: December 2024
Budget: $6.2 M

Current Status: RWSA and City staff continue to discuss all available options to reuse biogas.

22. Flood Protection Resiliency Study

Design Engineer: Hazen
Project Start: August 2024
Project Status: Preliminary Engineering/Study
Completion: April 2026
Budget: $278,500

Current Status: This project will identify individualized flood mitigation measures for various facilities to increase their resiliency from a 1% to a 0.2% flooding event and will focus on facilities located at the Moores Creek AWRRF within those flood event boundaries. This project received $198,930 in grant funding from FEMA and VDEM.

Other Significant Projects

23. Urgent and Emergency Repairs

Staff are currently working on several urgent repairs within the water and wastewater systems as listed below:

Project No.	Project Description	Approx. Cost
2023-01	Finished Water System ARV Repairs	$150,000
2024-09	Stillhouse Waterline Erosion @ Ivy Creek	$200,000
2025-03	Rivanna Interceptor Stream Crossing Repairs	TBD

- RWSA Finished Water ARV Repairs: RWSA Engineering staff recently met with Maintenance staff to identify a list of Air Release Valves (ARVs) that need to be repaired, replaced, or abandoned. Several of these locations will require assistance from RWSA On-Call Maintenance Contractors, due to the complexity of the sites (proximity to roadways, depth, etc.). The initial round will include seven (7) sites, all along the South Rivanna Waterline. Three replacements have been completed at this time, with a fourth site in progress. This in progress site included abandonment of an existing manual ARV located in the middle of the Route 29-Hydraulic intersection, which has been completed, and was a major coordination effort with VDOT, as they intend to pave this area in the coming weeks. The Contractor is working with VDOT on permits for the final sites. The remaining replacements will be scheduled pending Contractor availability.
- Stillhouse Waterline Erosion at Ivy Creek: In November 2024, it was discovered that the banks of Ivy Creek had experienced significant erosion during some of the heavy rainstorms earlier in the Fall, and that the erosion was now intruding on RWSA's 12" Stillhouse Waterline. The area was temporarily armored with sandbags in December, to protect the waterline from further erosion in the interim. Staff are working with the USACOE to permit a permanent bank stabilization project, which will include placement of large rip-rap along the streambank. Given continued region-wide disaster relief efforts associated with Hurricane Helene, it is anticipated that permits

may not be received until Spring 2025. RWSA intends to utilize its On-Call Maintenance Contractor, Faulconer Construction Company, for completion of this work and is seeking funding/reimbursement opportunities through FEMA. USACOE permitted the project on May 7th, with a time of year restriction that will not allow the work to start until August. Repairs are anticipated to begin later this month.

- Rivanna Interceptor Stream Crossing Repairs: In Spring 2025, during annual inspections performed by the RWSA Maintenance Department, erosion was identified at two stream crossings along the Rivanna Interceptor to the North of the Dunlora subdivision. RWSA On-Call Maintenance Contractor, Digs, temporarily stabilized the worst of the two stream crossing sites with sandbags, to protect the pipe as the design of the repair is finalized. RWSA will be utilizing Design Engineer, SEH, for assistance with plans and USACOE permitting.

24. **Security Enhancements**

Design Engineer:	Hazen & Sawyer
Construction Contractor:	Security 101 (Richmond, VA)
Construction Start:	March 2020
Percent Complete:	95% (WA9), 75% (WA #12)
Based Construction Contract + Change Orders to Date = Current Value:	$718,428 (WA1) + $1,006,804 (WA2-12)
Completion:	June 2025 (WA9), December 2025 (WA12)
Budget:	$2.98 M

Current Status: WA9 will include installation of card access on all exterior doors at the South Rivanna WTP and has been amended to include interior doors at the new IT data center. WA12 includes installation of card access on all exterior doors at the Observatory WTP, as well as two small electrical buildings at MCAWRRF. Design of MCAWRRF entrance modifications with Hazen & Sawyer continues, with discussions with Dominion Energy also ongoing, as relocation of existing electrical infrastructure will be required. This relocation process will need to be finalized prior to the project proceeding to the bidding phase. Relocation of existing electrical infrastructure will require coordination with the adjacent landowner, as the infrastructure must be completely relocated from the entrance area. As these discussions are ongoing, staff have submitted appropriate permitting documents to Albemarle County.

RIVANNA WATER & SEWER AUTHORITY
695 Moores Creek Lane | Charlottesville, Virginia 22902-9016
434.977.2970
434.293.8858
www.rivanna.org

MEMORANDUM

TO: RIVANNA WATER & SEWER AUTHORITY BOARD OF DIRECTORS

FROM: BETSY NEMETH, DIRECTOR OF ADMINISTRATION AND COMMUNICATIONS

REVIEWED BY: BILL MAWYER, EXECUTIVE DIRECTOR

SUBJECT: ADMINISTRATION AND COMMUNICATIONS REPORT

DATE: AUGUST 26, 2025

Human Resources

Staff turnover was 5.6% through August 15, 2025, for the fiscal year beginning on July 1, 2025, which includes one retirement.

We are excited to welcome several new employees:

- Jason Buyaki – Water Operator Trainee
- Florencio Figueroa Gomez – Water Operator Trainee
- John Bridges – Water Operator Trainee
- Hunter Walker – Engineering Inspector
- Ashby Cheape – Engineering Inspector

Safety

Our Safety Manager will be attending virtual OSHA 510 and 500 training. When he completes this training in September, he will be able to facilitate safety training, including confined space, fall protection and electrical safety, for our team.

Community Outreach

On July 8, 2025, our three new websites launched. We now have an individual website for the Rivanna Water & Sewer Authority. This project began late last year and was a collaboration between our Communications, IT and Administration departments. We are very appreciative of all the time and effort that went into this project!

We have begun using a new platform, called Email Octopus, to push out Press Releases. This platform has allowed us to compile email address lists and set up specific groups for specific communications.

We are working with the Engineering Department on Community Information Sessions for two of our major projects: the Central Water Line which will be held on September 16, 2025, at the Carver Recreation Center and the Ragged Mountain Reservoir Pool Raise which will be held on August 28, 2025, at our Moores Creek Administration Building.

RIVANNA WATER & SEWER AUTHORITY
695 Moores Creek Lane | Charlottesville, Virginia 22902-9016
434.977.2970
434.293.8858
www.rivanna.org

MEMORANDUM

TO: RIVANNA WATER & SEWER AUTHORITY BOARD OF DIRECTORS

FROM: JENNIFER WHITAKER, DIRECTOR OF ENGINEERING & MAINTENANCE

REVIEWED BY: DAVE TUNGATE, DEPUTY EXECUTIVE DIRECTOR
BILL MAWYER, EXECUTIVE DIRECTOR

SUBJECT: WHOLESALE METERING REPORT FOR JULY 2025

DATE: AUGUST 26, 2025

The monthly and average daily Urban water system usages by the City and the ACSA for July 2025 were as follows:

		Month	***Daily Average***	
City Usage (gal)		156,532,787	5,049,445	**48.4%**
ACSA Usage (gal)		166,677,661	5,376,699	**51.6%**
Total (gal)		**323,210,448**	**10,426,143**	

The *RWSA Wholesale Metering Administrative and Implementation Policy* requires that water use be measured based upon the annual average daily water demand of the City and ACSA over the trailing twelve (12) consecutive month period. The *Water Cost Allocation Agreement (2012)* established a maximum water allocation for each party. If the annual average water usage of either party exceeds this value, a financial true-up would be required for the debt service charges related to the Ragged Mountain Dam and the SRR-RMR Pipeline projects. Below are graphs showing the calculated monthly water usage by each party dating back to the beginning of FY 22, the trailing twelve-month average (extended back to August 2024), and that usage relative to the maximum allocation for each party (6.71 MGD for the City and 11.99 MGD for ACSA). Completed in 2019 for a cost of about $3.2 M, our Wholesale Metering Program consists of 25 remote meter locations around the City boundary and 3 finished water flow meters at treatment plants.

Figure 1: City of Charlottesville Monthly Water Usage and Allocation

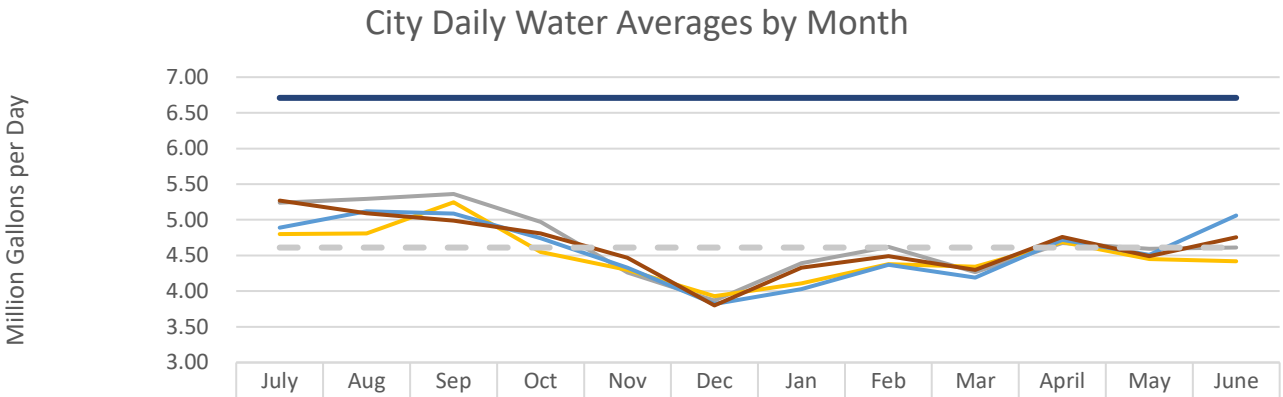

	July	Aug	Sep	Oct	Nov	Dec	Jan	Feb	Mar	April	May	June
FY 2022	5.24	5.30	5.36	4.97	4.26	3.87	4.39	4.62	4.27	4.67	4.59	4.61
FY 2023	4.80	4.81	5.25	4.55	4.30	3.93	4.11	4.38	4.34	4.69	4.45	4.42
FY 2024	4.89	5.12	5.09	4.74	4.33	3.82	4.03	4.37	4.19	4.72	4.51	5.06
FY 2025	5.27	5.09	4.99	4.81	4.47	3.80	4.33	4.49	4.30	4.76	4.49	4.76
FY 2026	5.05											
Policy Limit	6.71	6.71	6.71	6.71	6.71	6.71	6.71	6.71	6.71	6.71	6.71	6.71
12 month avg	4.61	4.61	4.61	4.61	4.61	4.61	4.61	4.61	4.61	4.61	4.61	4.61

Figure 2: Albemarle County Service Authority Monthly Water Usage and Allocation

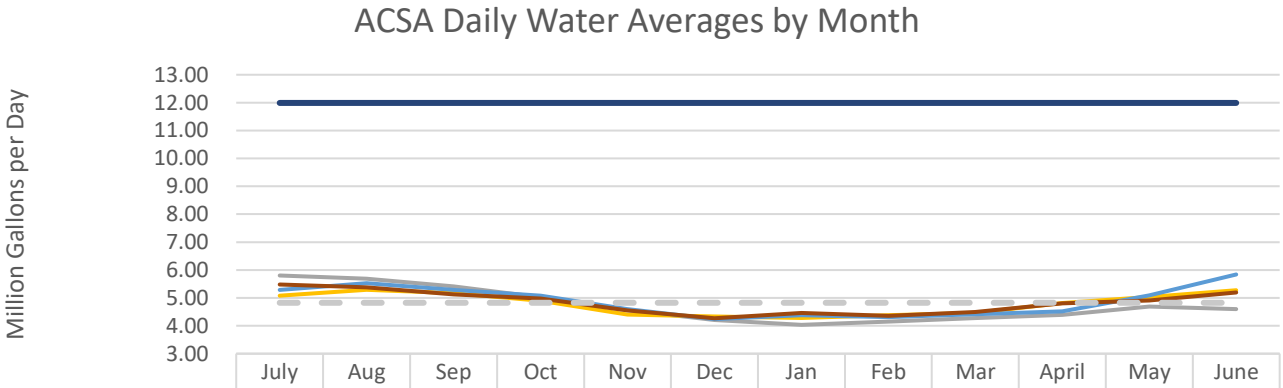

	July	Aug	Sep	Oct	Nov	Dec	Jan	Feb	Mar	April	May	June
FY 2022	5.80	5.68	5.42	5.02	4.56	4.20	4.03	4.15	4.28	4.39	4.69	4.60
FY 2023	5.08	5.29	5.18	4.90	4.40	4.33	4.28	4.38	4.46	4.81	5.03	5.28
FY 2024	5.29	5.53	5.28	5.08	4.60	4.24	4.38	4.32	4.41	4.52	5.09	5.84
FY 2025	5.48	5.38	5.13	4.98	4.55	4.27	4.46	4.36	4.50	4.80	4.91	5.19
FY 2026	5.38											
Policy Limit	11.99	11.99	11.99	11.99	11.99	11.99	11.99	11.99	11.99	11.99	11.99	11.99
12 month avg	4.83	4.83	4.83	4.83	4.83	4.83	4.83	4.83	4.83	4.83	4.83	4.83

RIVANNA WATER & SEWER AUTHORITY
695 Moores Creek Lane | Charlottesville, Virginia 22902
434.977.2970
434.293.8858
www.rivanna.org

TO: RIVANNA WATER & SEWER AUTHORITY BOARD OF DIRECTORS

FROM: BETHANY HOUCHENS, WATER RESOURCES COORDINATOR

REVIEWED: DAVE TUNGATE, DEPUTY EXECUTIVE DIRECTOR
BILL MAWYER, EXECUTIVE DIRECTOR

SUBJECT: DROUGHT MONITORING REPORT

DATE: AUGUST 26, 2025

State and Federal Drought Monitoring as of August 14, 2025:

- U.S. Drought Monitoring Report: Indicates the City of Charlottesville and Albemarle County are not in drought conditions.

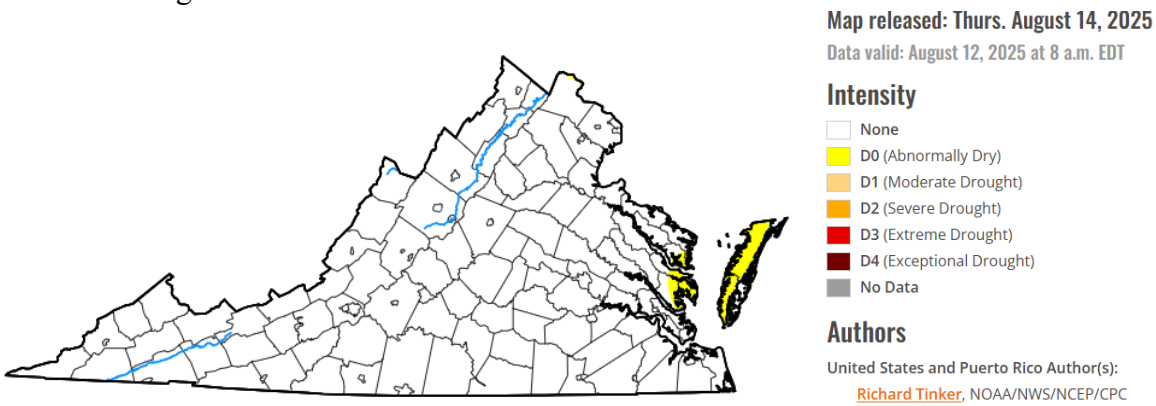

- VDEQ Drought Status Report: Our region is listed as being in a "Normal" level for groundwater, streamflow, reservoir levels, and precipitation.

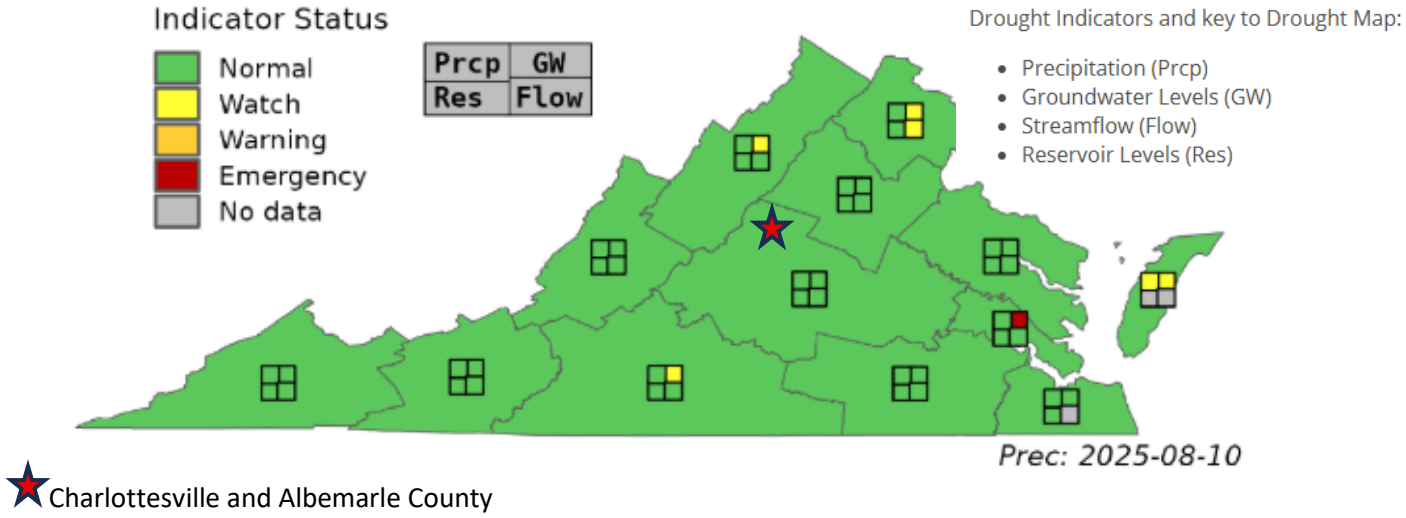

Precipitation & Stream Flows

Charlottesville Precipitation					
Year	Month	Observed (in.)	Normal (in.)	Departure (in.)	Comparison to Normal (%)
2021	Jan - Dec	33.82	41.61	-7.79	-19
2022	Jan - Dec	43.53	41.61	+1.92	+5
2023	Jan – Dec	26.95	41.61	-14.66	-35
2024	Jan - Dec	39.56	41.61	-2.05	-5
2025	Jan-July	26.16	23.93	2.23	+9

Source: National Weather Service, National Climatic Data Center, Climate Summary for Charlottesville, Charlottesville Albemarle Airport station

USGS Stream Gaging Station Near the Urban Area (Aug 5-Aug 11)				
Gage Name	Rolling 7-day Avg. Stream Flow		Median Daily Streamflow	
	cfs	mgd	cfs	mgd
Mechums River	57	36.8	27.5	17.8
Moormans River	14.6	9.4	9.9	6.4
NF Rivanna River	48.5	31.4	24.4	15.8
SF Rivanna River	94.6	61.1	79	51.1

Median daily flow: August 11th for the period of record (approx. 30 - 80 years)

Status of Reservoirs as of August 15, 2025

- Urban Reservoirs are 99% of Total Useable Capacity
- Beaver Creek Reservoir (Crozet) is 100% of Total Useable Capacity
- Totier Creek Reservoir (Scottsville) is 100% of Total Useable Capacity

Drought History in Central Virginia

- Severe: 1838, 1930, 1966, 1979, 2002
- Longest: May 2007 - April 2009; 103 weeks
- Significant: every 10 -15 years
- Drought of Record: 2001- 2002; 18 months

Reservoir, Drought, and Operational Strategies Update

PRESENTED BY: BETHANY HOUCHENS

WATER RESOURCES COORDINATOR

BOARD OF DIRECTORS MEETING

AUGUST 26, 2025

RIVANNA WATER & SEWER AUTHORITY

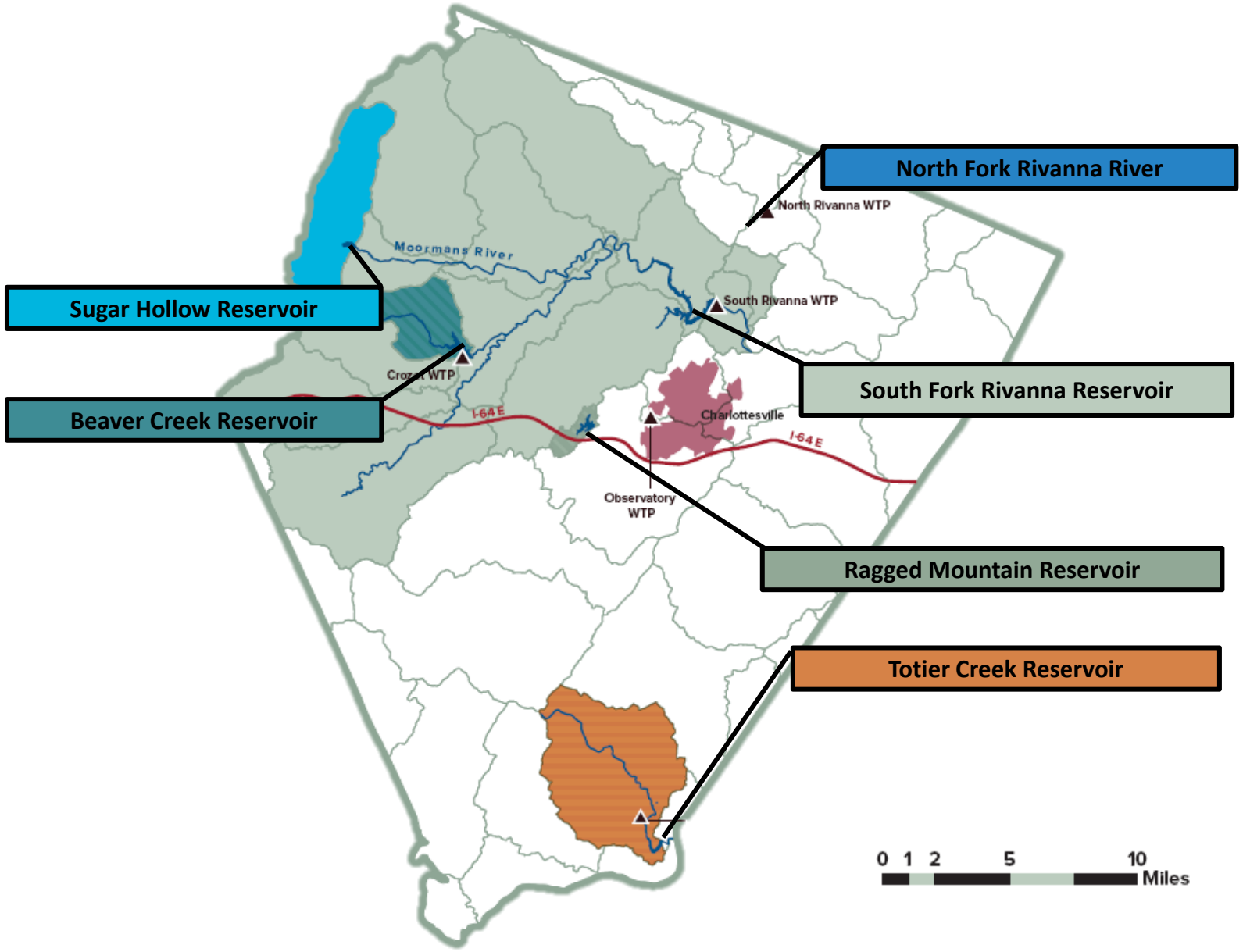

RWSA Water Supplies

<u>City Reservoirs</u>
South Rivanna
Ragged Mountain
Sugar Hollow
<u>County Reservoirs</u>
Beaver Creek
Totier Creek

Reservoir Statistics

Reservoir	Volume* (MG)	Surface Area (Acres)	Watershed (Sq Miles)	Watershed land use
South Fork Rivanna	885	366	259	Rural, Farmland, Forest
Ragged Mountain	1,438 (2.1)#	170	2	Primarily Forested
Sugar Hollow	339	47	18	Forested
Beaver Creek	500	104	10	Rural, Farmland, Forest
Totier Creek	155	66	29	Rural, Farmland, Forest

* Data Sources

- South Rivanna 2018 bathymetry Next survey in 2028
- Ragged Mountain 2018 bathymetry Next survey in 2028
- Sugar Hollow 2015 bathymetry Next survey in 2028
- Beaver Creek 2016 bathymetry Next survey in 2028

#- Current project to add 700 MG to RMR

Reservoir Monitoring Program

- Goal to collect data to better understand the biological and chemical processes in our reservoirs to enhance water treatment decisions
  - Established baseline data in 2014
  - Annual review of program data by consultant
  - South Rivanna, Ragged Mountain, Beaver Creek Reservoirs are sampled twice a month (April-Nov)
  - Totier Creek Reservoir is sampled monthly (June-Aug)

Water Quality Specialist using water quality Sonde

Secchi Disk

Reservoir Characteristics

- Stratification - The separation of water in a reservoir into stable layers of differing densities and temperatures. Most prominent in summer months.

- Turnover - Seasonal mixing of a reservoir that occurs when the outside temperatures cool. Most prominent in November/December.

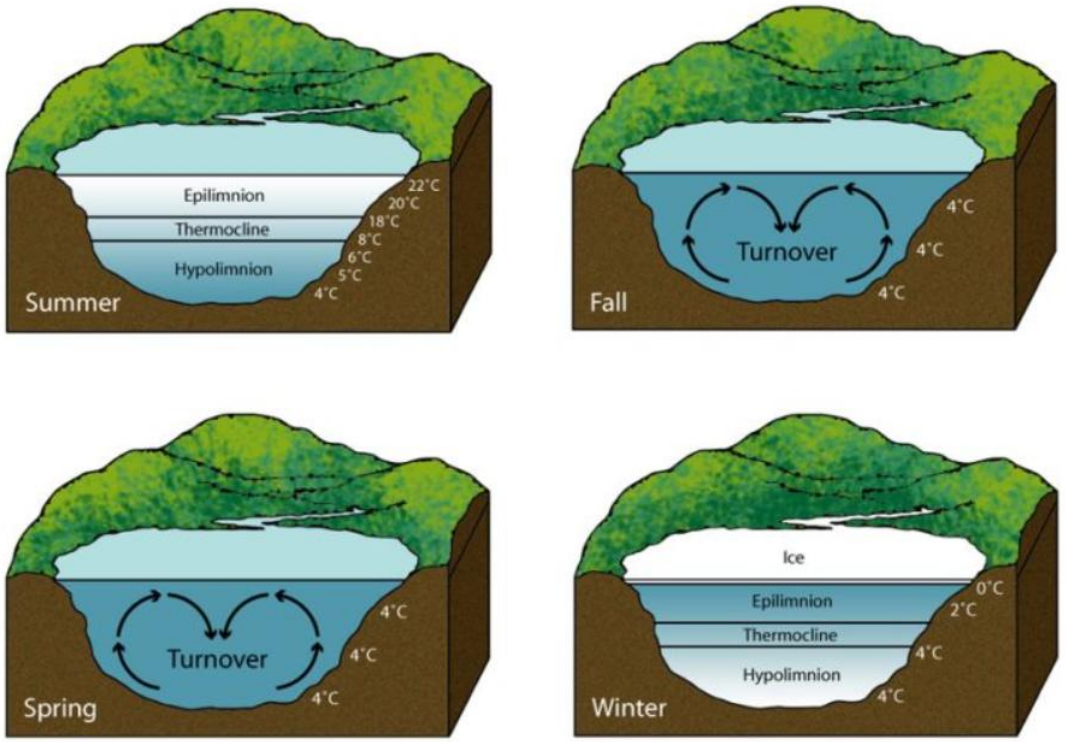

Source National Geographic Society
https://education.nationalgeographic.org/resource/lake/

Reservoir Monitoring Trends

Beaver Creek

- Stratification/oxygen depletion appeared typical
- Total Phosphorus concentrations were lower than average
- Surface Nitrogen concentrations have been trending lower
- In 2024, there was a November algal bloom, which is atypical

South Fork Rivanna

- Run-of-the-River reservoir with a residence time of 3 days
- Bottom of the reservoir was warmer than normal, similar to the patterns found in 2017 and 2018
- Warmer water at deeper depths released Phosphorus from bottom sediments
- Phosphorus concentrations were lower than normal at the surface but higher than normal in the bottom
- When reservoir stopped spilling in summer 2024 algae activity increased

* Data collected from August 2024 through July 2025

Ragged Mountain

- Stratification in early May
- Turnover in late November
- Orthophosphate was low in March and June


South Rivanna Dam

Algae: Why does RWSA treat reservoirs?

Algae can cause operational issues at water treatment plants

- Filter Clogging
- Taste and Odor
- Algal Toxins
- Increased chemical use

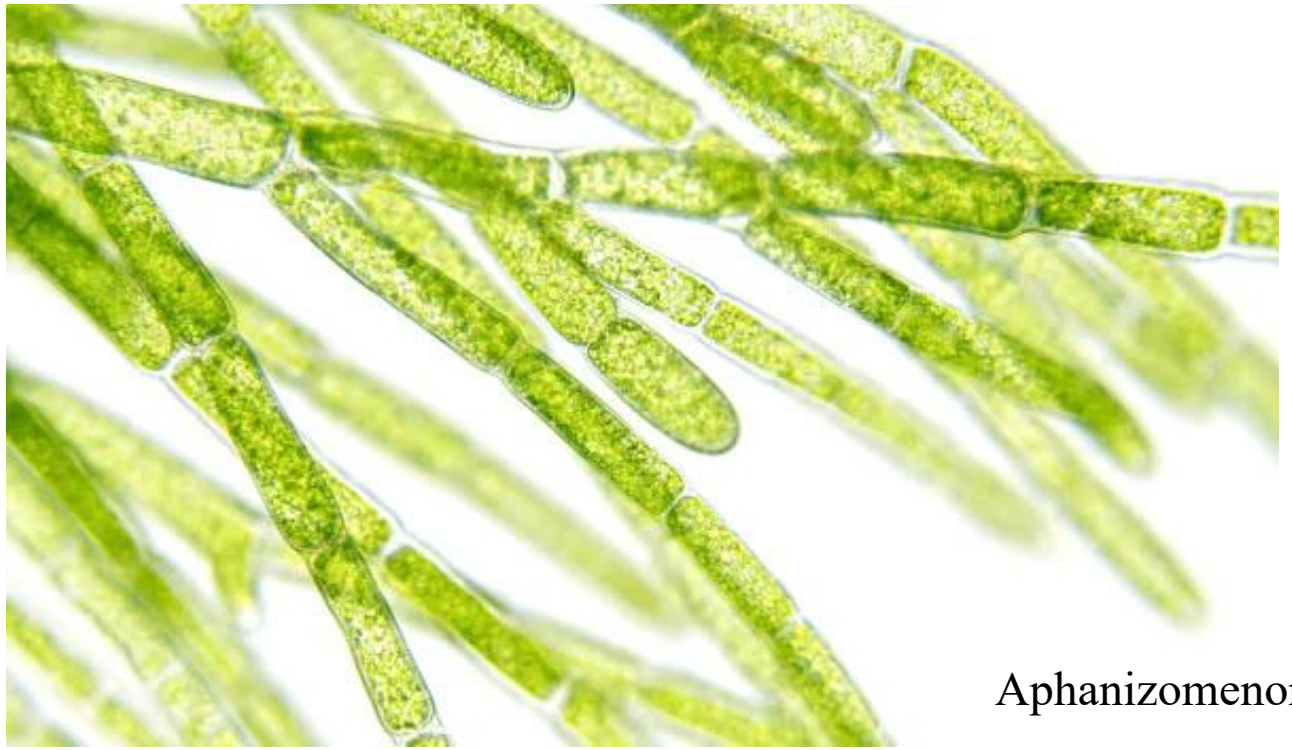

Aphanizomenon

2024-2025 Algae Applications

Year	South Rivanna	Beaver Creek	Ragged Mountain	Sugar Hollow	Totier Creek
2024	1	5	0	0	0
2025	0	6	2	0	0

* January 1, 2024 – August 13, 2025

Algae Treatment Equipment

SeClear

- RWSA uses an engineered copper sulphate product made by SePRO called SeClear
- Product will bind with excess Phosphorus and algae and will make them unavailable
- NSF/ANSI-60* Certified

*National Sanitation Foundation establishes requirements for the chemicals, the chemical contaminants, and the impurities that are directly added to drinking water from drinking water treatment chemicals

Virginia Water Protection (VWP) Permits

Regulate activities that impact surface waters, including wetlands and streams, ensuring compliance with state and federal water quality standards

Crozet VWP

- Issued on December 27, 2024
- Authorizes surface water withdrawals from Beaver Creek Reservoir and established a Minimum Instream Flow for Beaver Creek (when upgrades to raw water withdraw infrastructure is complete)
- Permits the construction of a surface water intake and associated infrastructure



Commonwealth of Virginia

VIRGINIA DEPARTMENT OF ENVIRONMENTAL QUALITY

www.deq.virginia.gov

Travis A. Voyles
Secretary of Natural and Historic Resources

Michael S. Rolband, PE, PWD, PWS Emeritus
Director

VWP Individual Permit Number 22-2318
Effective Date: December 27, 2024
Expiration Date: December 26, 2039

VIRGINIA WATER PROTECTION PERMIT ISSUED PURSUANT TO THE STATE WATER CONTROL LAW AND SECTION 401 OF THE CLEAN WATER ACT

In compliance with § 401 of the Clean Water Act, as amended (33 USC § 1341) and the State Water Control Law and regulations adopted pursuant thereto, the Department has determined that there is a reasonable assurance that this VWP permit, if complied with, will protect instream beneficial uses, will not violate applicable water quality standards, and will not cause or contribute to a significant impairment of state waters or fish and wildlife resources. In issuing this VWP permit, the Department has not taken into consideration the structural stability of any proposed activities.

Permittee: Rivanna Water and Sewer Authority (RWSA)

Facility Crozet Water Supply System

Facility Address: 1525 Browns Gap Turnpike

Activity Location: The Crozet Water Supply System includes an intake in the Beaver Creek Reservoir and the Beaver Creek Dam located at 1525 Browns Gap Turnpike in Crozet, and the Crozet Water Treatment Plant (WTP) located approximately a mile away at 4673 Three Notch'd Road in Albemarle County, Virginia.

Urban VWP

- Operating on an extension since 2023 – waiting on updated draft permit following public comments to VaDEQ
- Authorizes surface water withdrawals from Sugar Hollow, South Rivanna, and Ragged Mountain Reservoirs
- Permits construction projects in the urban watershed including raising the Ragged Mountain pool and the South Rivanna to Ragged Mountain Reservoir raw water pipeline

Watershed Protection

Coordinate with City and County on land management around reservoirs

- Recreational access and boat docks
- Enforcement of regulations
- Safety issues

Reservoir Surveillance

Water Operations staff conducts boat surveys:

- Twice a year at Beaver Creek, South Rivanna, and Ragged Mountain
- Inspecting for:
  - Trash
  - Dump sites
  - Illicit discharges
  - Unauthorized water withdrawals
  - Unauthorized Docks (South Rivanna)
  - Invasive aquatic weeds (hydrilla)
  - Potential Water Protection Ordinance violations
- Once a year at Sugar Hollow and Totier Creek

Source Water Protection Initiatives

- Source Water Protection plans for Beaver Creek, Totier Creek, and North Rivanna watersheds
- Source Water Protection Plan for South Rivanna Watershed 2025-2026
- Participate in Rivanna Riverfest with partner organizations
- Participate in Rivanna River Forest Health and Resilience Partnership
- Participate on Rivanna Conservation Alliance Science Advisory Committee

Reservoir Sirens & Signs



- Siren was installed at Sugar Hollow Reservoir in July
  - Audible range testing in August
  - Warning Signs to be installed
- Siren systems and signs planned for all reservoirs

Drought Response and Contingency Plan

- Supports the Rivanna Regional Drought Response Committee: RWSA, ACSA, City, County representatives
- Updated by RWSA in 2025
- Provides guidance on the 3 drought stages: Watch, Warning, and Emergency
- Separate indicators to monitor the Crozet and Urban Water Supply Systems in the OASIS water model:
  - The Crozet System relies on usable Beaver Creek Reservoir storage
  - Urban Water System uses South Rivanna Reservoir level and/or probability forecasts for systemwide storage (SRR, RMR, SHR)
  - OASIS model will simulate current system operations over the historic hydrologic record (1926 through 2024)

Crozet:

Trigger Stage	Beaver Creek Reservoir Usable Storage (%)
Drought Watch	60
Drought Warning	50
Drought Emergency	40

Urban:

Trigger Stage	SFRR Elevation Below Normal Pool (ft)	Usable Storage (%)
Drought Watch	1.0	90.2
Drought Warning	2.0	80.8
Drought Emergency	4.0	63.3

Operational Strategy

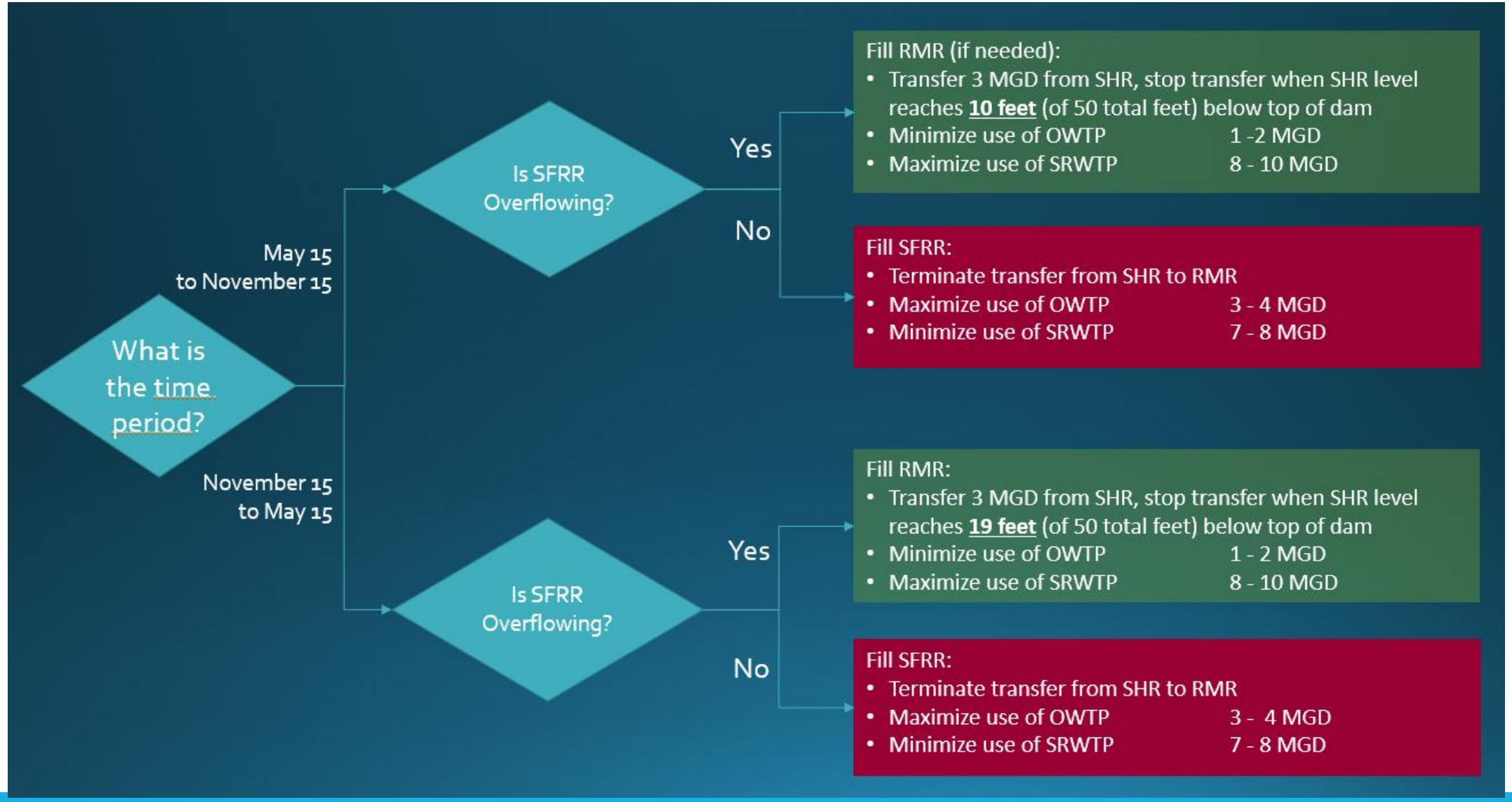

Rivanna Reservoir to Ragged Mtn Reservoir Intake, Pumping and Pipeline

- 7 miles of 36-in raw water piping from SRR to Birdwood
- 25 mgd transfer capacity
- Raw water pump station and intake on SRR
- Completion: 2026 – 2030
- Budget: $120 M

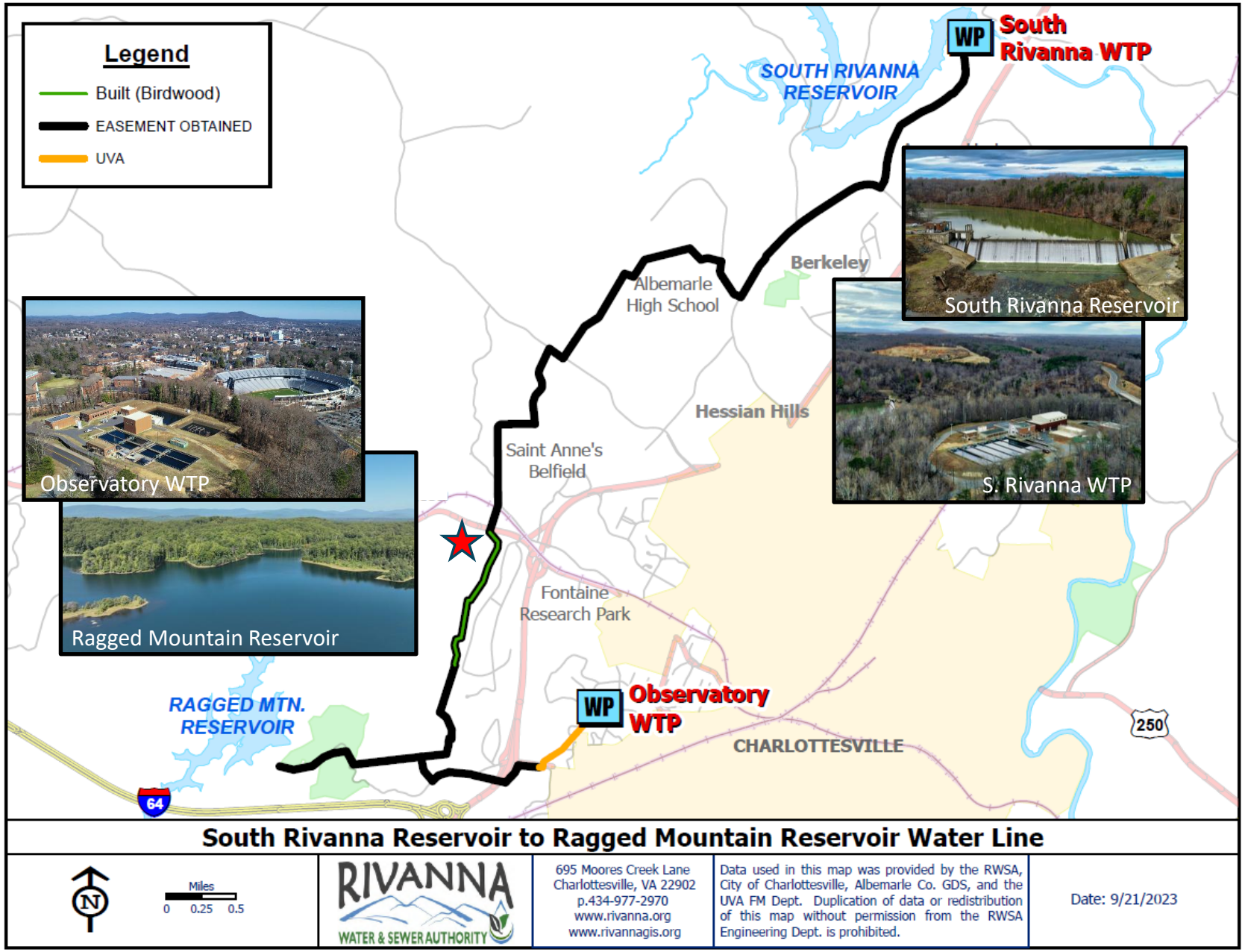

Summary

RWSA has a:

- Proactive reservoir monitoring program that informs water treatment decision-making
- Active Source Water Protection Program
- Partnership with the County and City on Water Protection and land use around reservoirs
- Every decade program to monitor reservoir capacities and community water demand forecasts
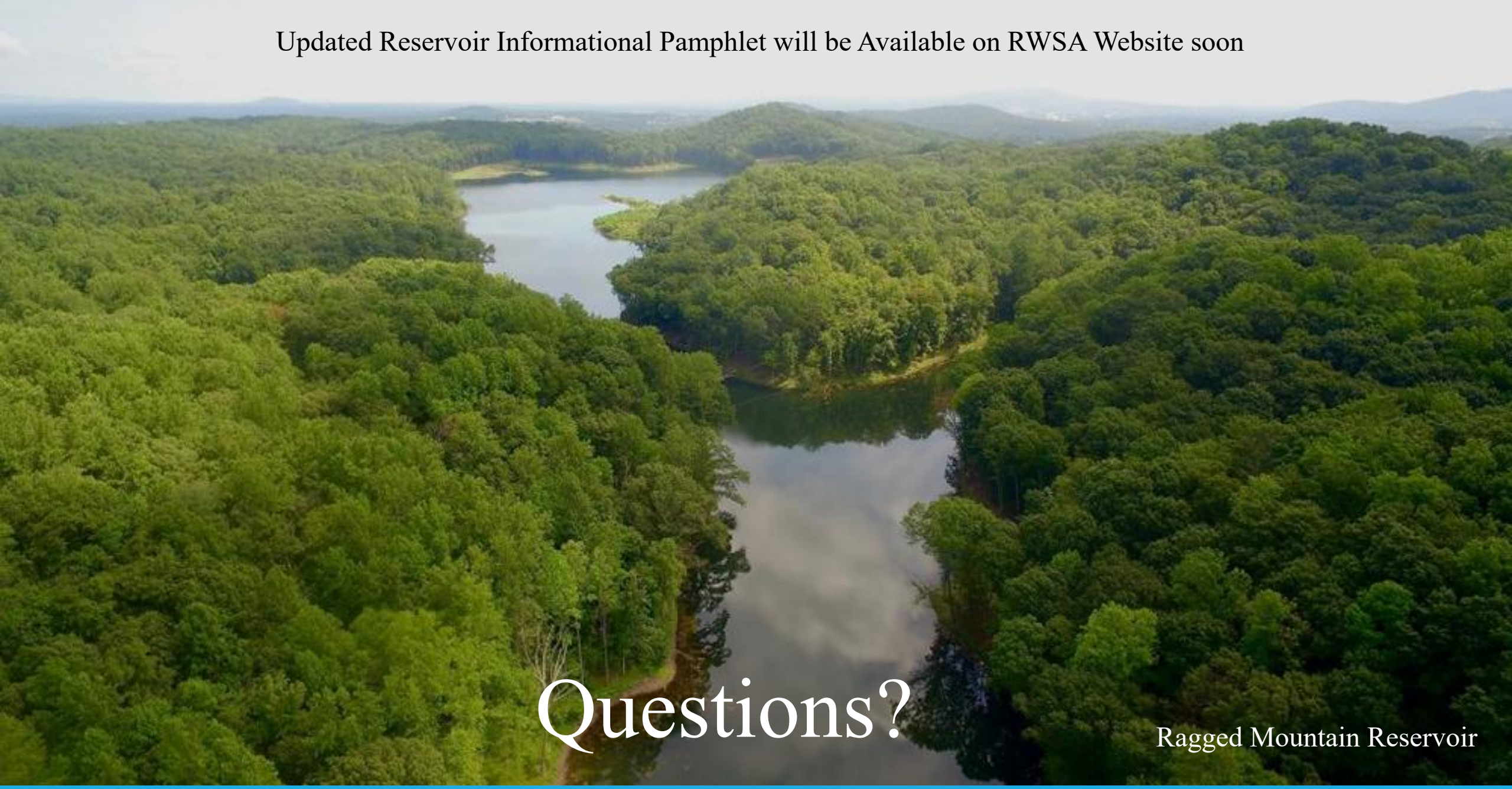
Updated Reservoir Informational Pamphlet will be Available on RWSA Website soon